

# KAHULUI HARBOR, PIERS 1 - 2, REFURBISH COMFORT STATIONS, MAUI, HAWAII

STATE OF HAWAII  
DEPARTMENT OF TRANSPORTATION  
HARBORS

## S30246

**VICINITY MAP**



**1 VICINITY MAP**  
T-1 SCALE: NTS  
NORTH

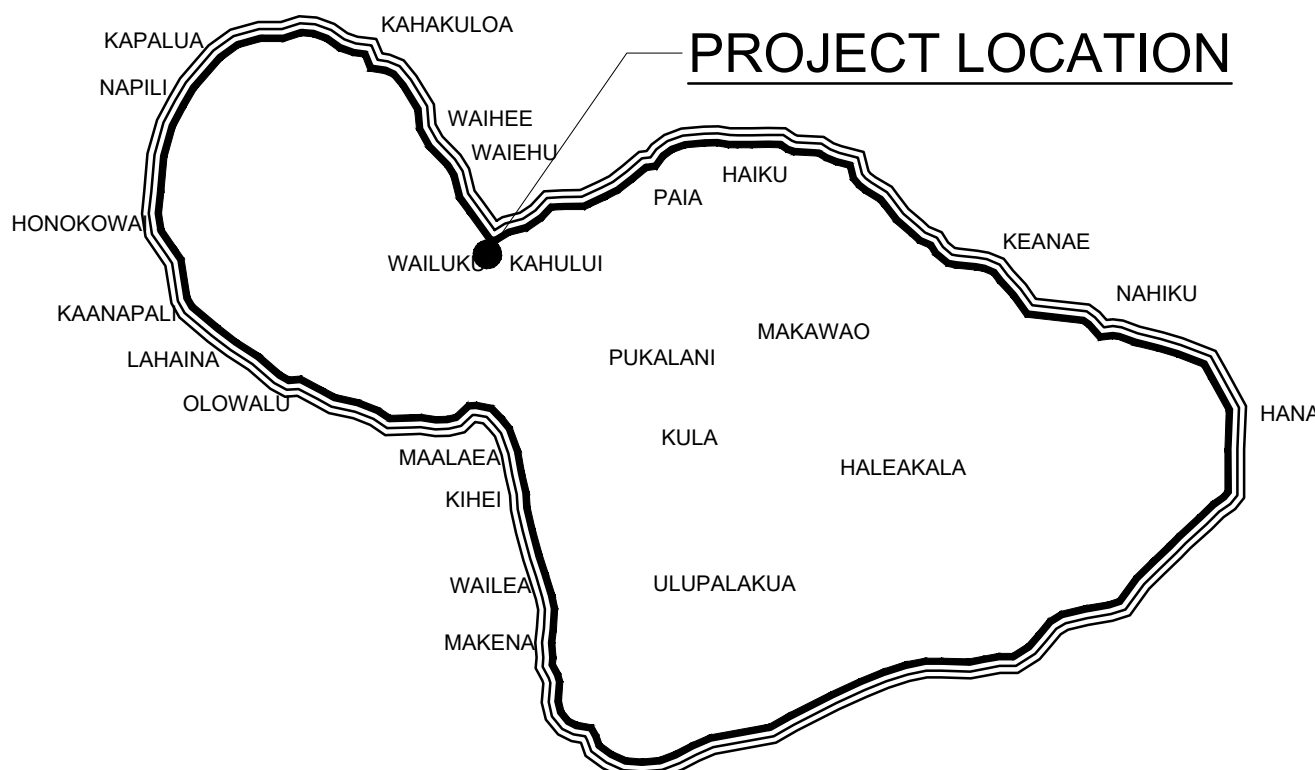
**PROJECT DIRECTORY**

**ARCHITECT:** **USHIJIMA ARCHITECTS, INC.**  
2226 YOUNG STREET, SUITE A  
HONOLULU, HAWAII 96826  
PHONE: (808) 946-9544  
FAX: (808) 947-4579

**ELECTRICAL:** **COFFMAN ENGINEERS, INC.**  
745 FORT STREET #400  
HONOLULU, HI 96813  
PHONE: (808) 687-8884

**MECHANICAL:** **MECHANICAL ENTERPRISE INC.**  
501 SUMMER STREET, SUITE 503  
HONOLULU, HI 96817  
PHONE: (808) 591-9038  
FAX: (808) 596-7356

**LOCATION MAP**



**2 ISLAND OF MAUI**  
T-1 SCALE: NTS  
NORTH

DEPARTMENT OF TRANSPORTATION  
STATE OF HAWAII

APPROVED BY:

*[Signature]*

FOR DIRECTOR OF TRANSPORTATION

03/27/2026

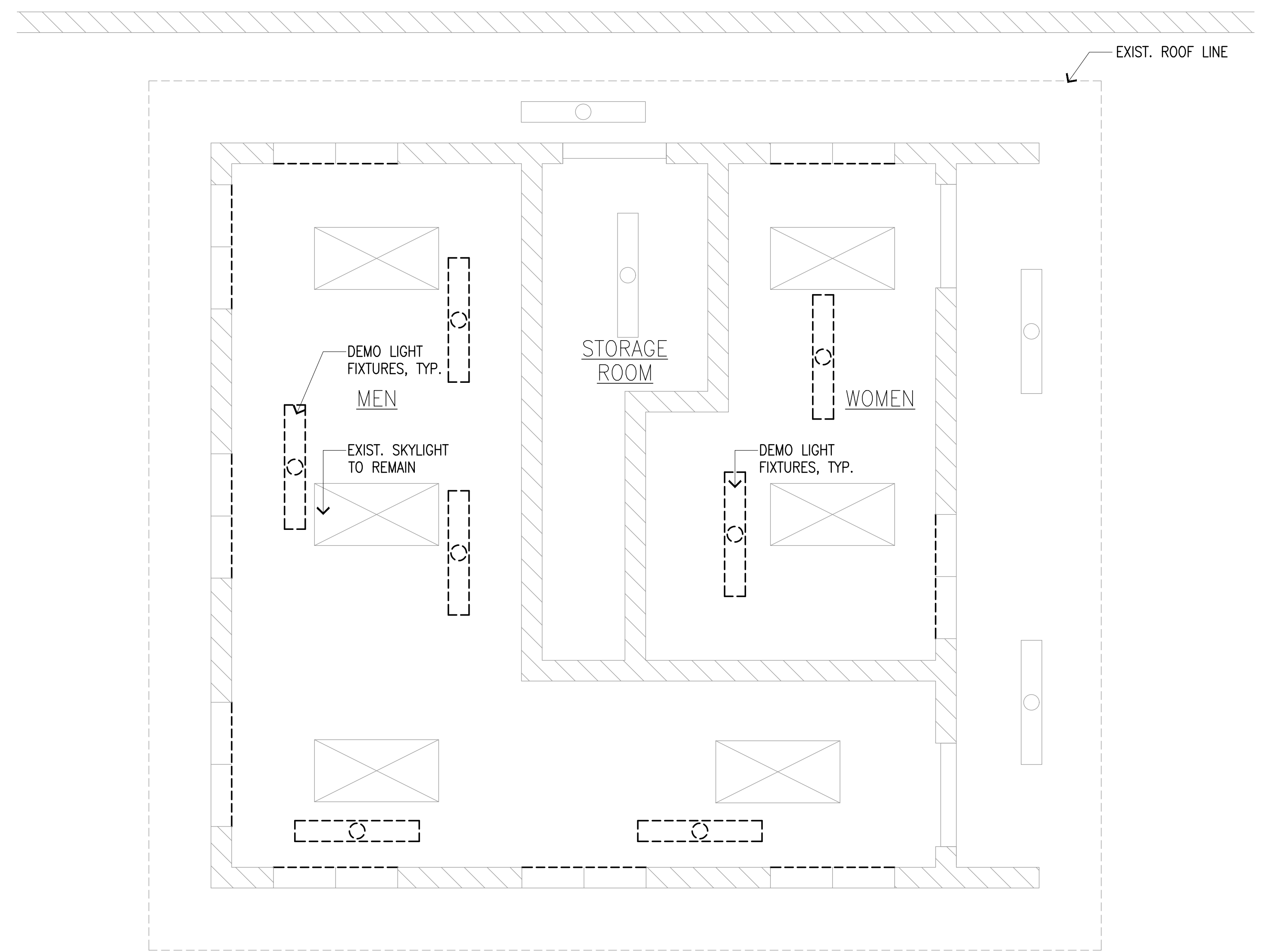
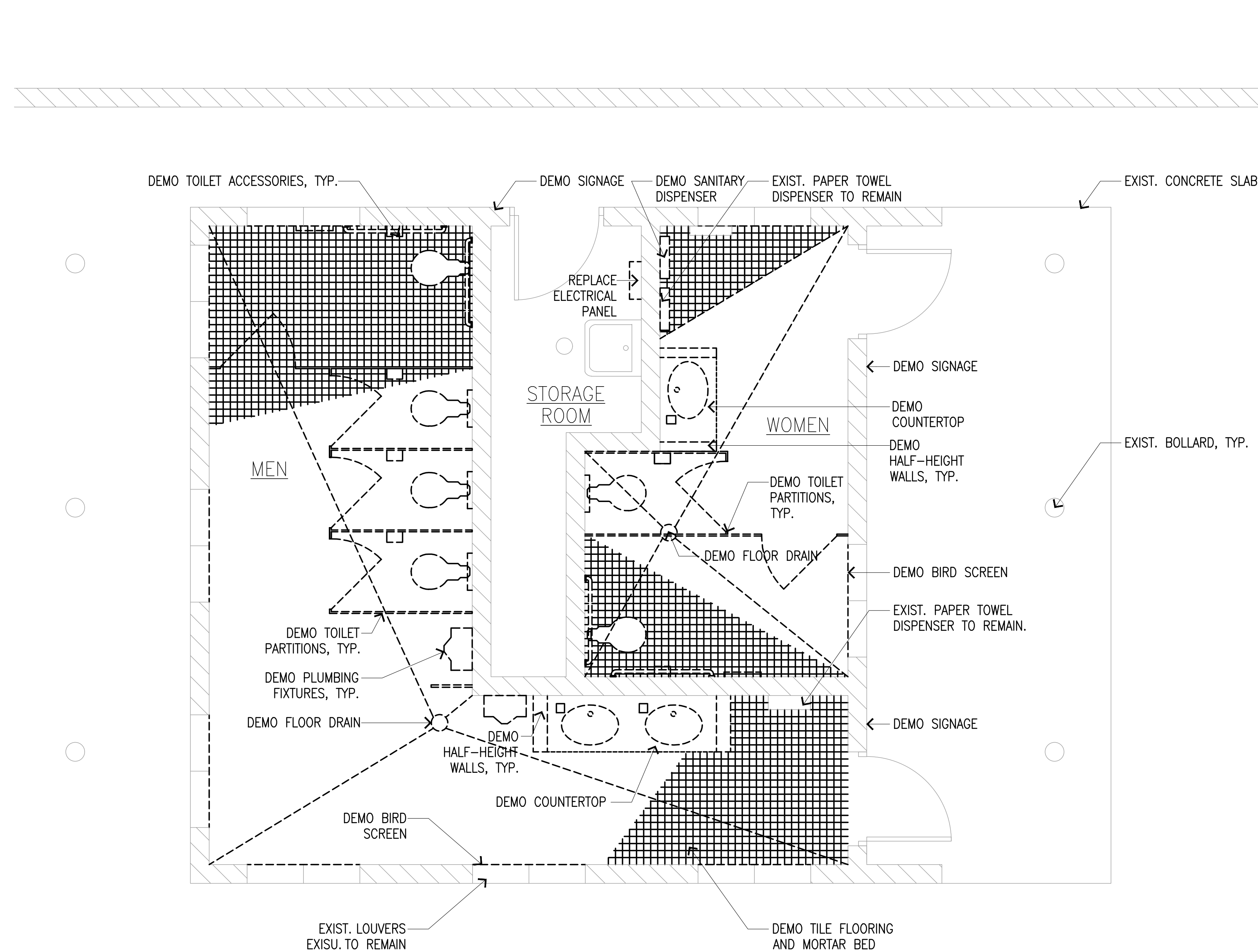
DATE

SHEET

**T-1**

1 of 19 SHEETS





**1 EXIST./DEMO. FLOOR PLAN**  
**A100** SCALE: 3/8" = 1'-0"

**2 EXIST./DEMO. REFLECTED CEILING PLAN**  
**A100** SCALE: 3/8" = 1'-0"




**GENERAL NOTES**

1. CONTRACTOR TO FIELD VERIFY ALL DIMENSIONS AND CONDITIONS TO CONFIRM SCOPE OF WORK PRIOR TO THE START OF WORK.
2. PATCH ALL SURFACES AFFECTED BY SELECTIVE DEMOLITION TO MATCH ADJACENT SURFACE AND/OR EXISTING CONDITIONS, U.N.O.
3. CAUTION SHALL BE EXERCISED SO THAT NO EXISTING AREAS TO REMAIN SHALL BE DAMAGED. THE CONTRACTOR SHALL BE RESPONSIBLE FOR ANY/ALL CORRECTIVE WORK REQUIRED TO RESTORE DAMAGE TO THE STRUCTURE TO ITS ORIGINAL CONDITIONS.
4. REFER TO MECHANICAL AND ELECTRICAL DRAWINGS FOR ADDITIONAL INFORMATION AND COORDINATION.

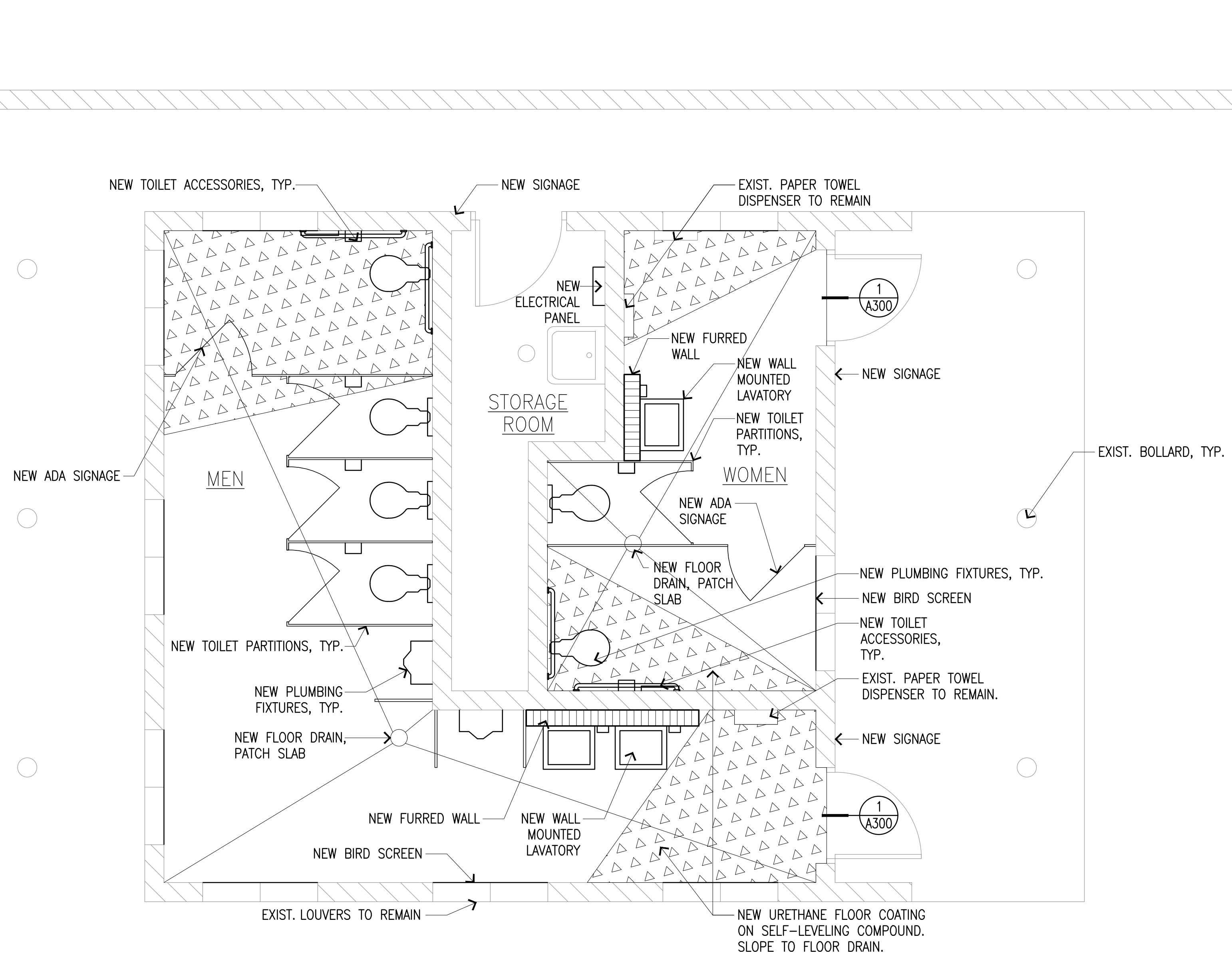
**LEGEND**

- EXISTING TO BE REMOVED/DEMOLISHED
- EXISTING TO REMAIN



THIS WORK WAS PREPARED BY ME OR UNDER MY SUPERVISION  
 EXP 4-30-28  
 USHJIMA ARCHITECTS, INC.

REV	DATE	DESCRIPTION	BY	APPROVED
STATE OF HAWAII DEPARTMENT OF TRANSPORTATION HARBORS				
JOB TITLE KAHULUI HARBORS, PIER 1 - 2, REFURBISH COMFORT STATIONS, MAUI, HAWAII				
SHEET TITLE EXIST./DEMO. PLAN PIER 1 MAKAI COMFORT STATION				
DESIGNED BY:	UAI	SHEET <b>A100</b>		
DRAWN BY:	UAI	JOB NUMBER <b>S30246</b>		
CHECKED BY:	TH	DATE MARCH 2026		
DATE:	MARCH 2026	SCALE AS SHOWN		
SCALE:	AS SHOWN	3 of 19 SHEETS		



**1 EXIST./NEW FLOOR PLAN**  
**A101** SCALE: 3/8" = 1'-0"

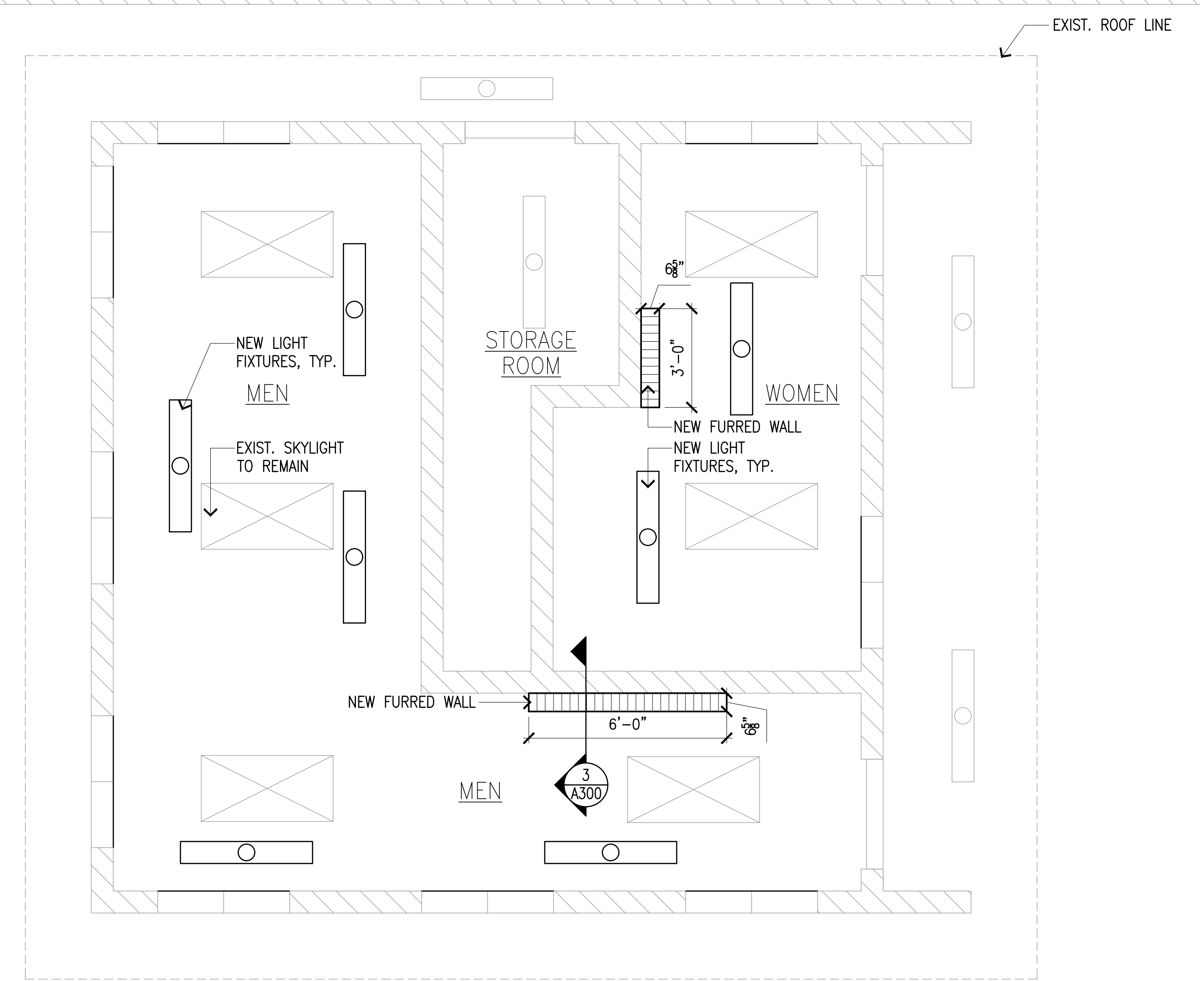


**GENERAL NOTES**


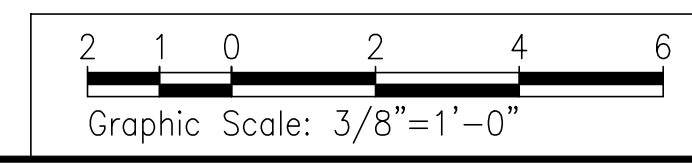
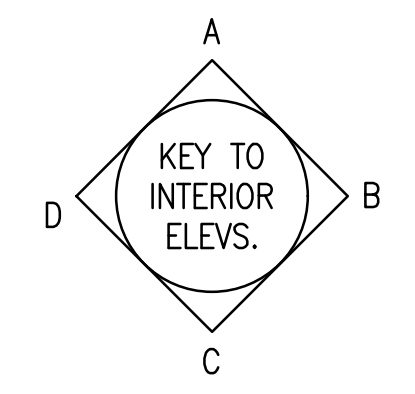
1. COORDINATE NEW WORK WITH ELECTRICAL AND MECHANICAL PLANS
  2. ALL ITEMS ARE ASSUMED TO BE EXISTING UNLESS OTHERWISE NOTED AS NEW.
  3. SEE ELECTRICAL DRAWINGS FOR LIGHTING PLANS.
- RCP GENERAL NOTES:
1. VERIFY ALL LIGHT FIXTURE MOUNTING HEIGHTS PRIOR TO INSTALLATION WITH ARCHITECT.

**LEGEND**

- EXISTING STRUCTURE
- NEW 5/8" TYPE 'X' W.R. GYPSUM BOARD

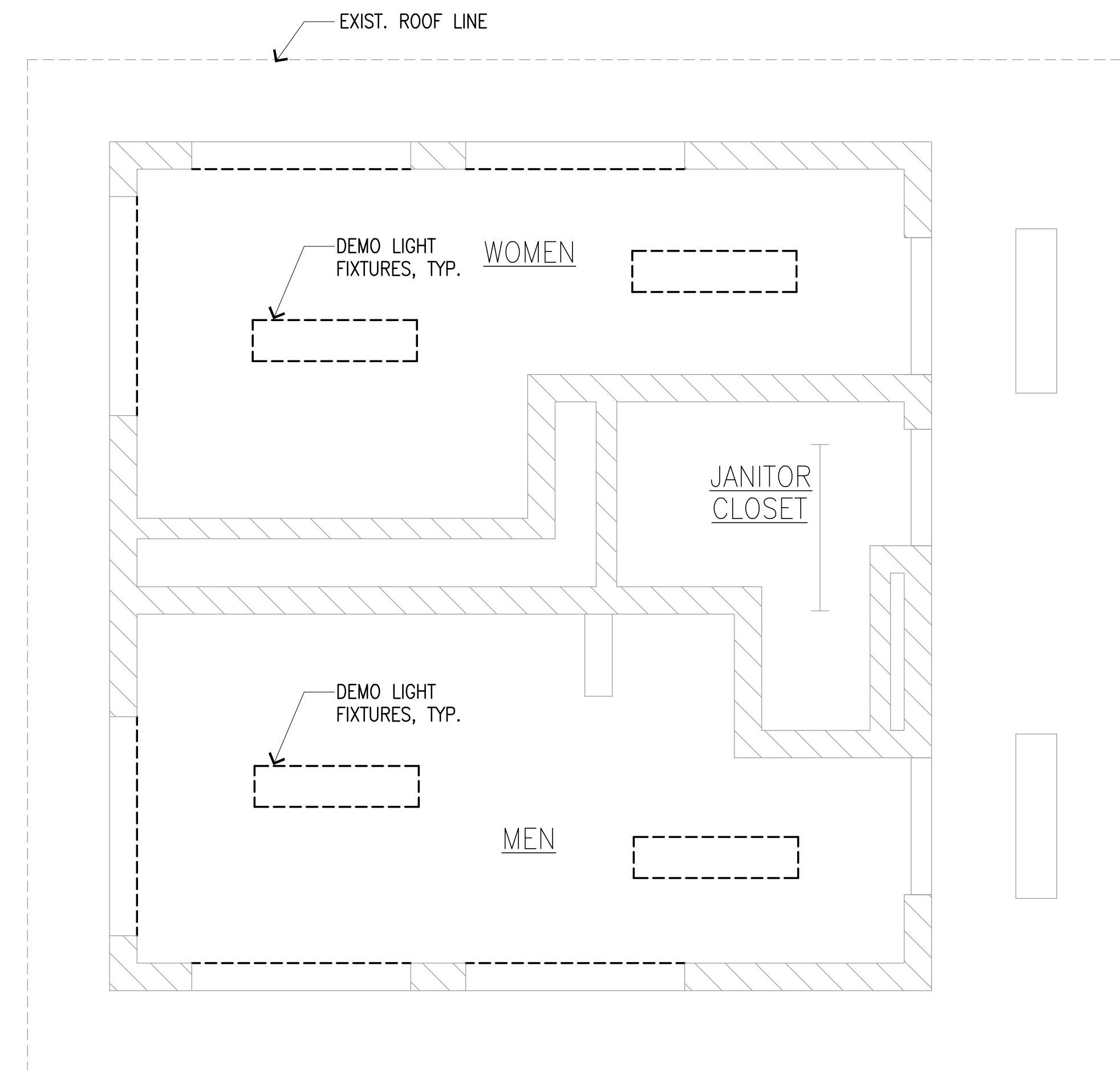
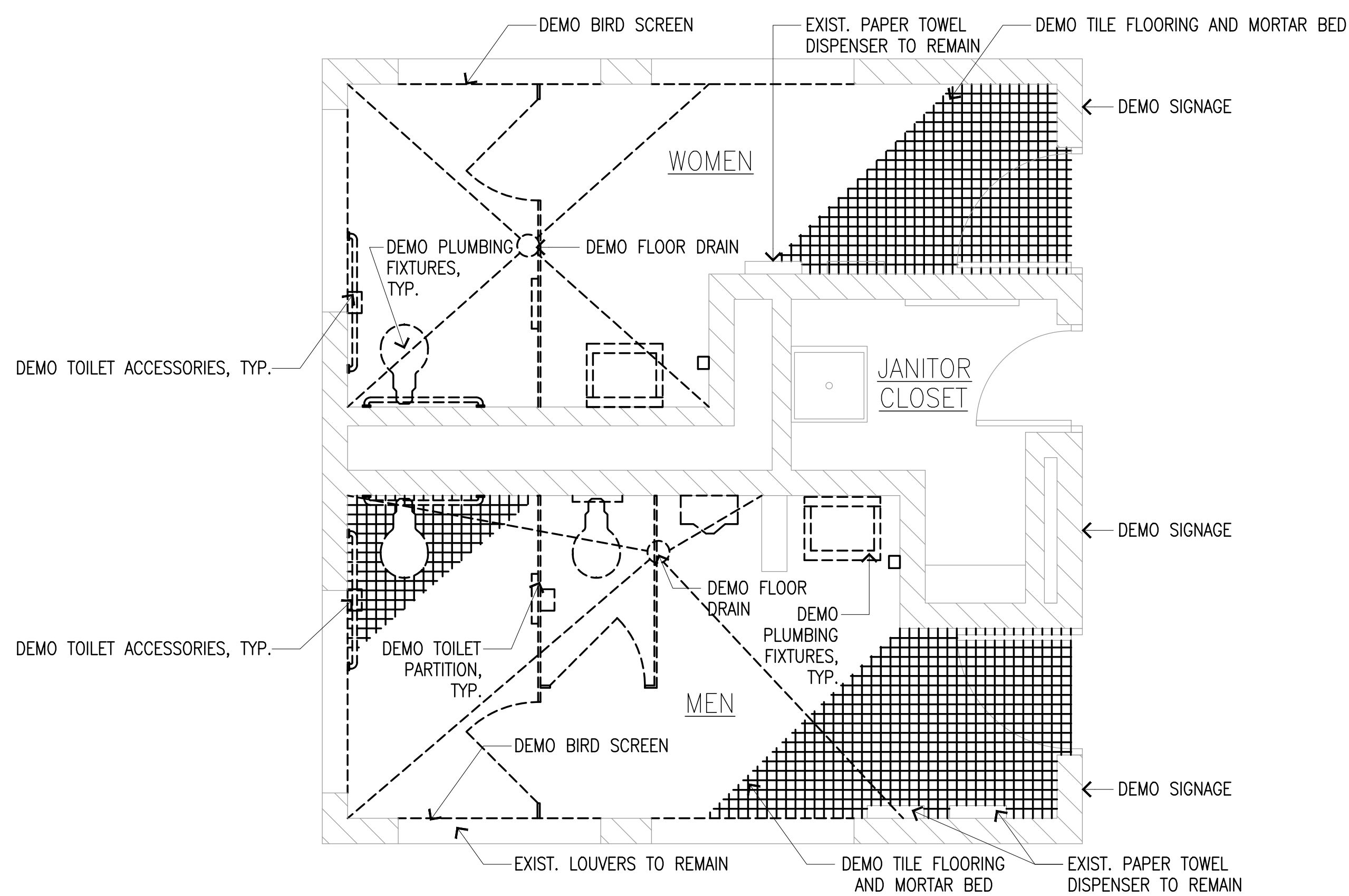


**2 EXIST./NEW REFLECTED CEILING PLAN**  
**A101** SCALE: 3/8" = 1'-0"



THIS WORK WAS PREPARED BY ME OR UNDER MY SUPERVISION  
 EXP 4-30-28  
 USHIJIMA ARCHITECTS, INC.

REV	DATE	DESCRIPTION	BY	APPROVED
STATE OF HAWAII DEPARTMENT OF TRANSPORTATION HARBORS				
JOB TITLE KAHULUI HARBORS, PIER 1 - 2, REFURBISH COMFORT STATIONS, MAUI, HAWAII				
SHEET TITLE EXIST./NEW PLAN PIER 1 MAKAI COMFORT STATION				
DESIGNED BY:	UAI	JOB NUMBER		SHEET
DRAWN BY:	UAI	S30246		A101
CHECKED BY:	TH			
DATE:	MARCH 2026	4 of 19 SHEETS		
SCALE:	AS SHOWN			



**1 EXIST./DEMO. FLOOR PLAN**  
**A102** SCALE: 3/8" = 1'-0"

**2 EXIST./DEMO. REFLECTED CEILING PLAN**  
**A102** SCALE: 3/8" = 1'-0"


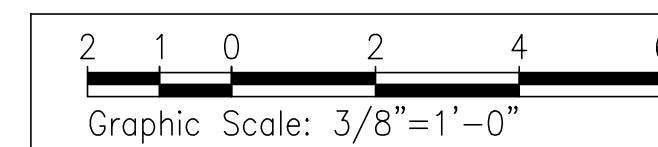


**GENERAL NOTES**

1. CONTRACTOR TO FIELD VERIFY ALL DIMENSIONS AND CONDITIONS TO CONFIRM SCOPE OF WORK PRIOR TO THE START OF WORK.
2. PATCH ALL SURFACES AFFECTED BY SELECTIVE DEMOLITION TO MATCH ADJACENT SURFACE AND/OR EXISTING CONDITIONS, U.N.O.
3. CAUTION SHALL BE EXERCISED SO THAT NO EXISTING AREAS TO REMAIN SHALL BE DAMAGED. THE CONTRACTOR SHALL BE RESPONSIBLE FOR ANY/ALL CORRECTIVE WORK REQUIRED TO RESTORE DAMAGE TO THE STRUCTURE TO ITS ORIGINAL CONDITIONS.
4. REFER TO MECHANICAL AND ELECTRICAL DRAWINGS FOR ADDITIONAL INFORMATION AND COORDINATION.


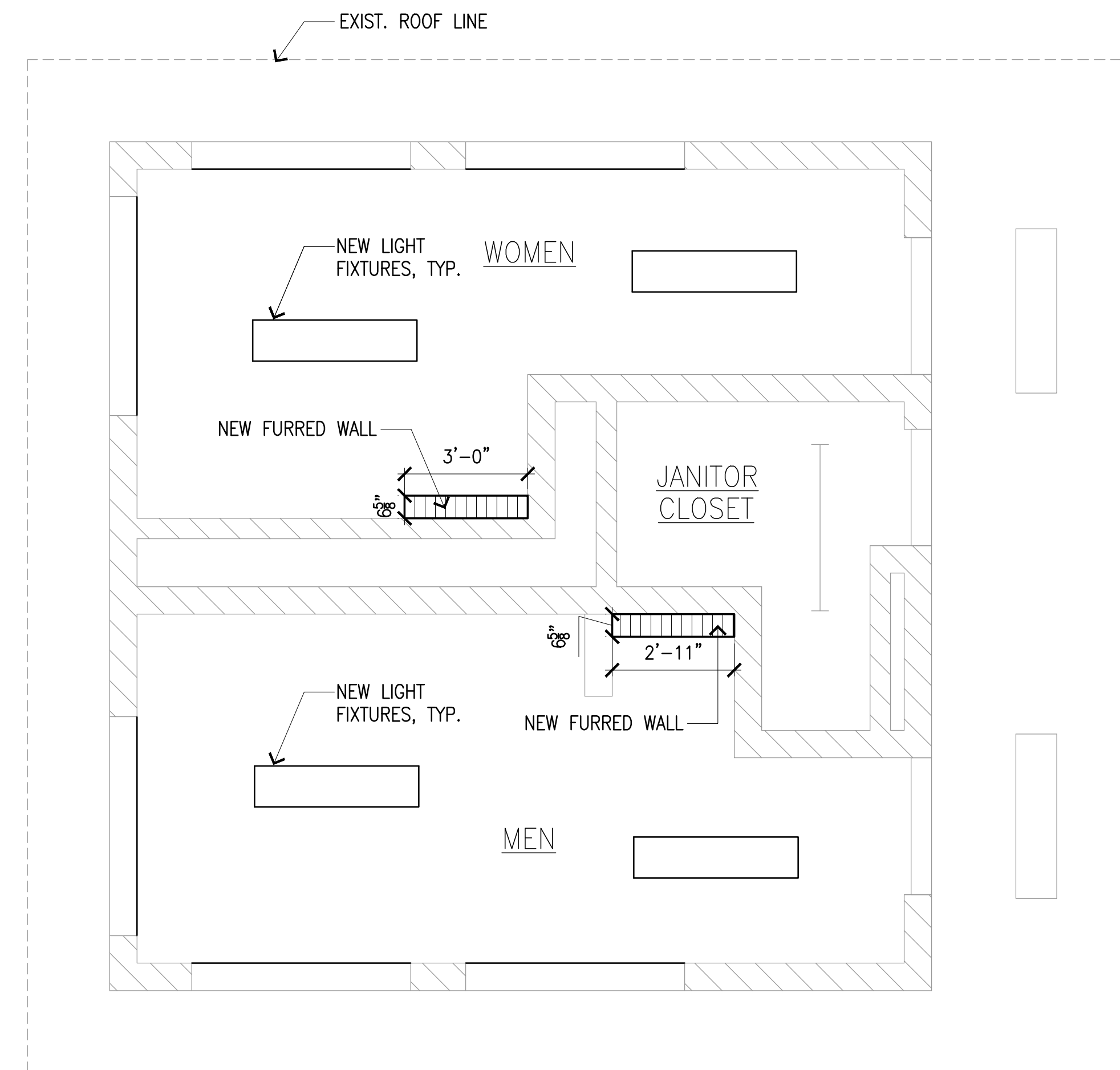
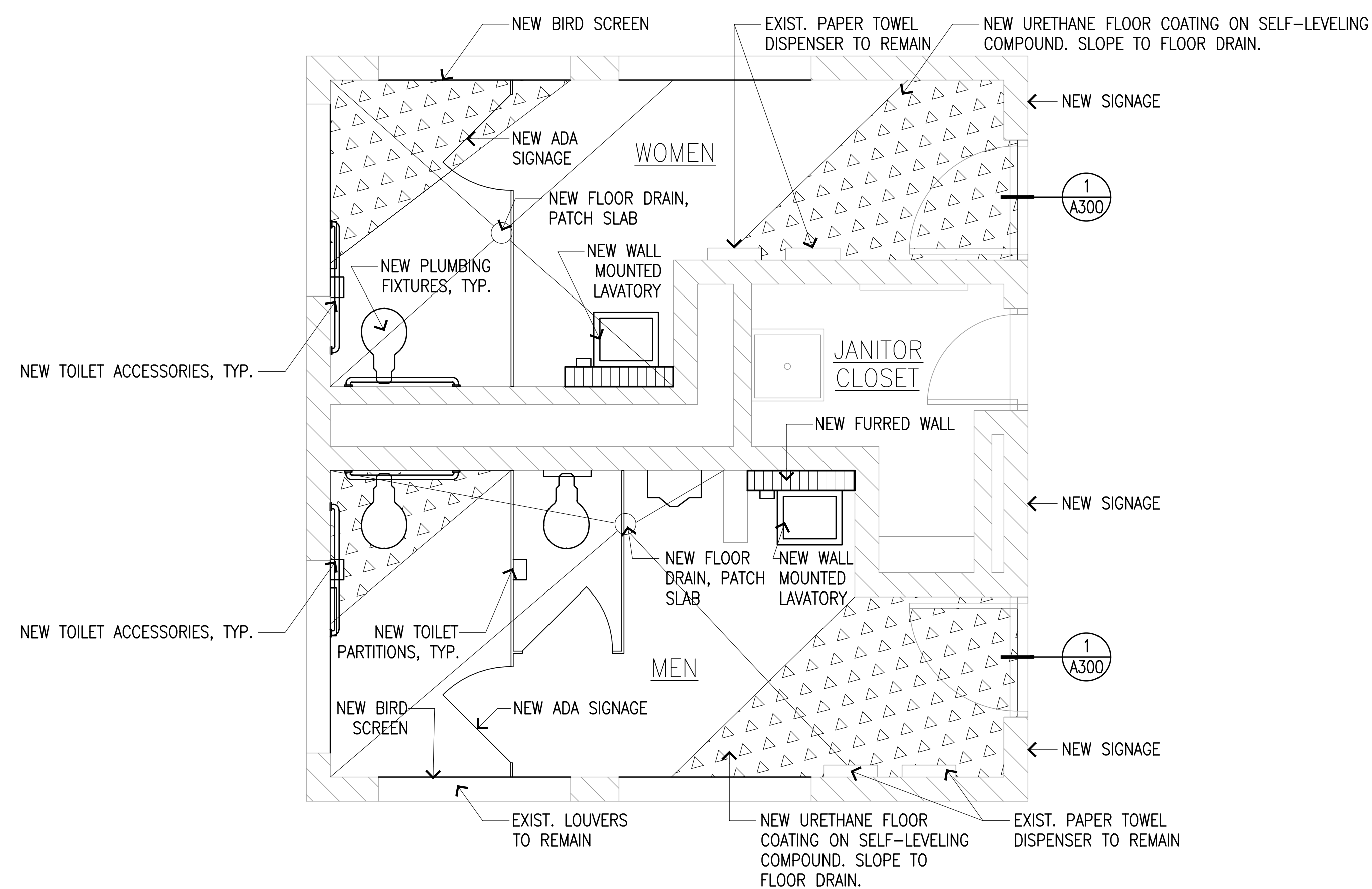
**LEGEND**

- EXISTING TO BE REMOVED/DEMOLISHED
- EXISTING TO REMAIN



THIS WORK WAS PREPARED BY ME OR UNDER MY SUPERVISION  
 EXP 4-30-28  
 USHIJIMA ARCHITECTS, INC.

REV	DATE	DESCRIPTION	BY	APPROVED
STATE OF HAWAII DEPARTMENT OF TRANSPORTATION HARBORS				
JOB TITLE KAHULUI HARBORS, PIER 1 - 2, REFURBISH COMFORT STATIONS, MAUI, HAWAII				
SHEET TITLE EXIST./DEMO. PLAN PIER 2 YOUNG BROTHERS COMFORT STATION				
DESIGNED BY:	UAI	SHEET <b>A102</b>		
DRAWN BY:	UAI	JOB NUMBER <b>S30246</b>		
CHECKED BY:	TH	DATE MARCH 2026		
DATE:	MARCH 2026	SCALE AS SHOWN		
SCALE:	AS SHOWN	5 of 19 SHEETS		



**1 EXIST./NEW FLOOR PLAN**  
**A103** SCALE: 3/8" = 1'-0"

**GENERAL NOTES**

1. COORDINATE NEW WORK WITH ELECTRICAL AND MECHANICAL PLANS
2. ALL ITEMS ARE ASSUMED TO BE EXISTING UNLESS OTHERWISE NOTED AS NEW.
3. SEE ELECTRICAL DRAWINGS FOR LIGHTING PLANS.


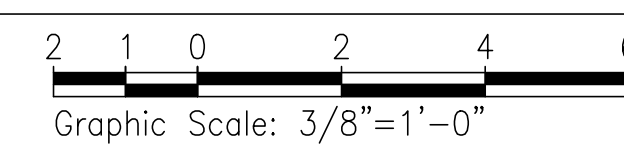
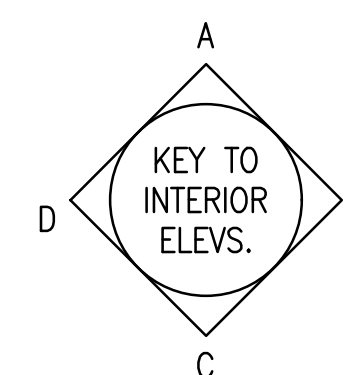
RCP GENERAL NOTES:

1. VERIFY ALL LIGHT FIXTURE MOUNTING HEIGHTS PRIOR TO INSTALLATION WITH ARCHITECT.

**LEGEND**

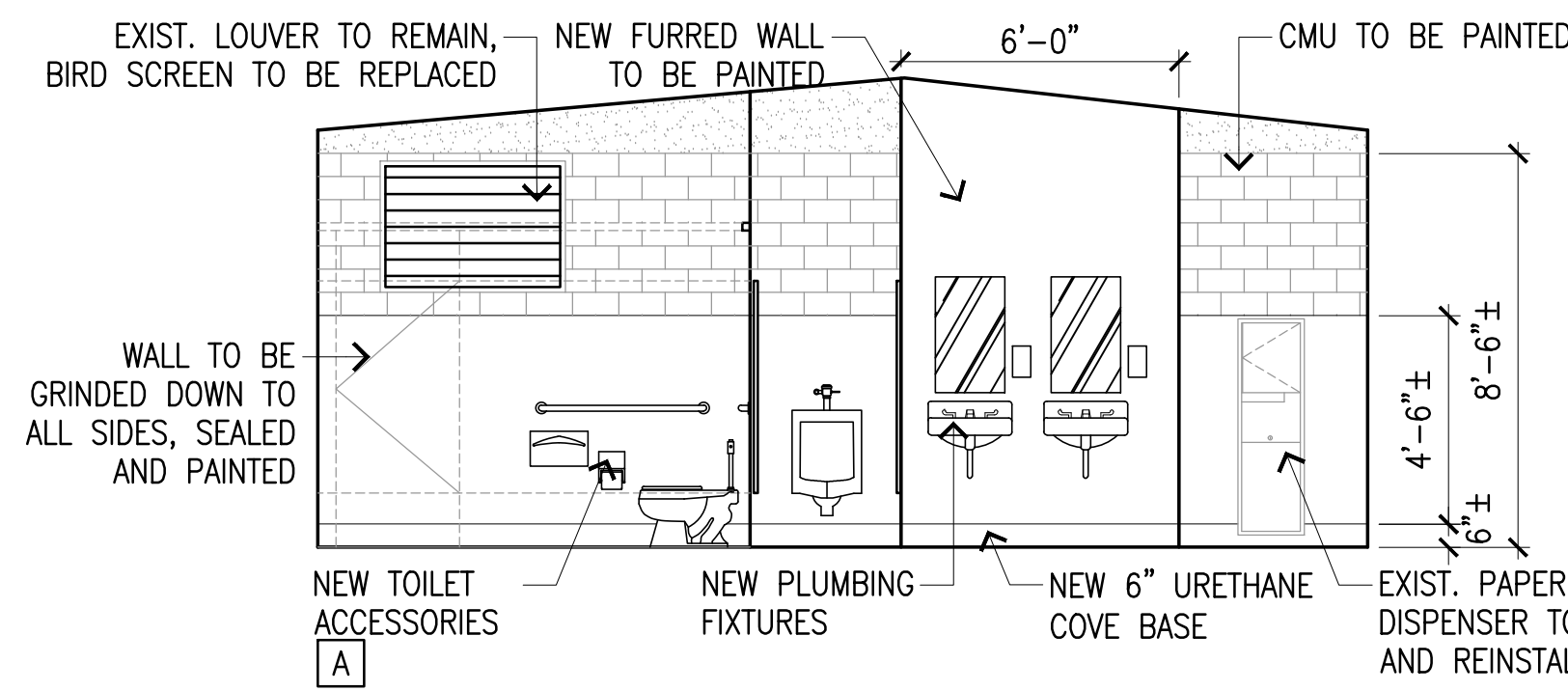
- EXISTING STRUCTURE
- NEW 5/8" TYPE 'X' W.R. GYPSUM BOARD

**2 EXIST./NEW REFLECTED CEILING PLAN**  
**A103** SCALE: 3/8" = 1'-0"

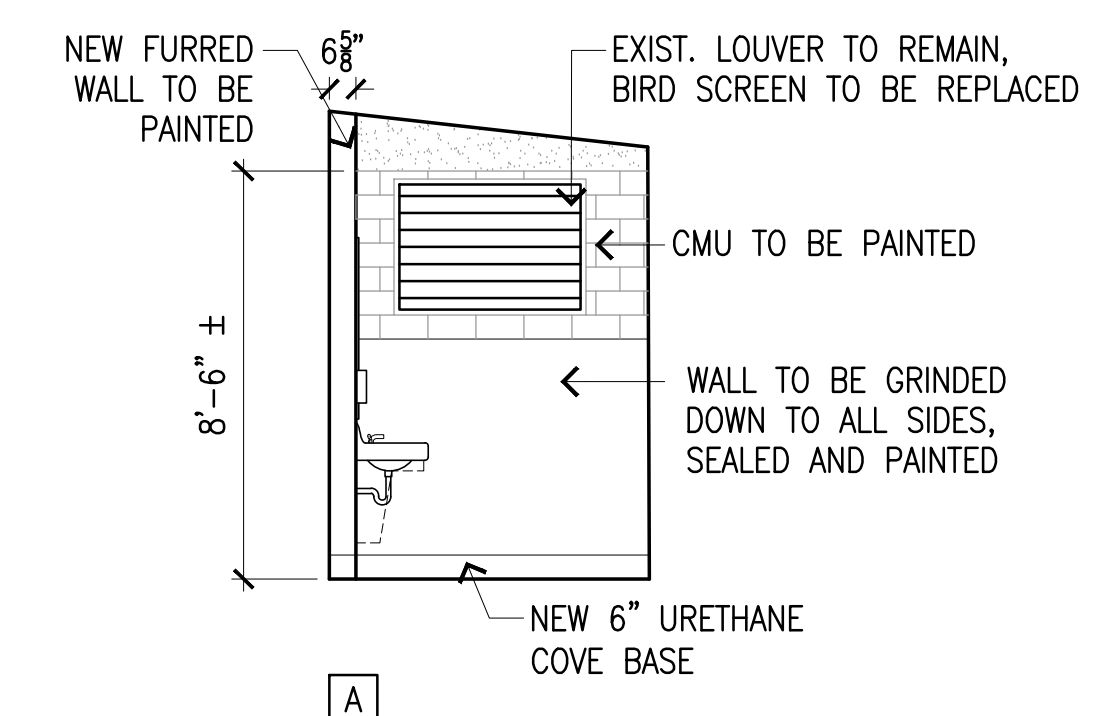
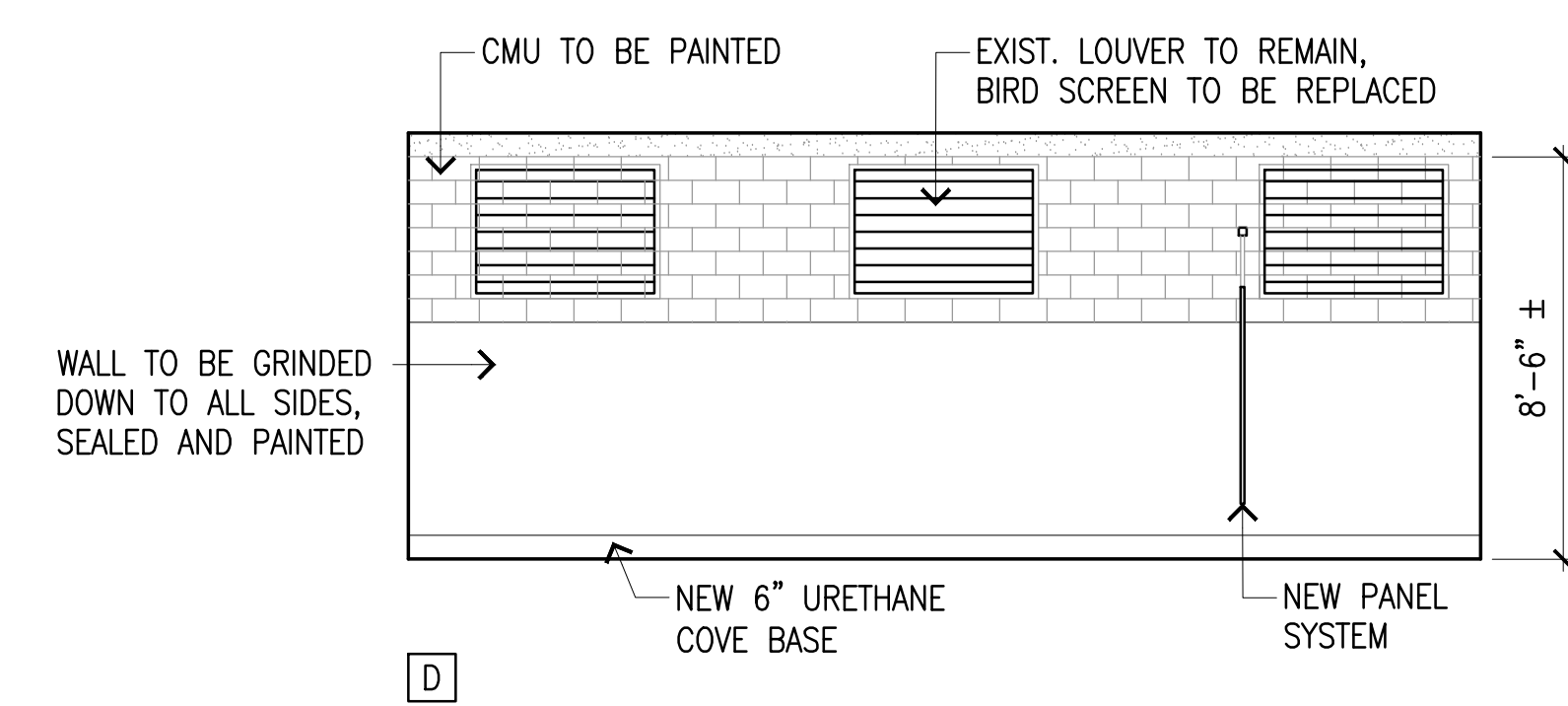
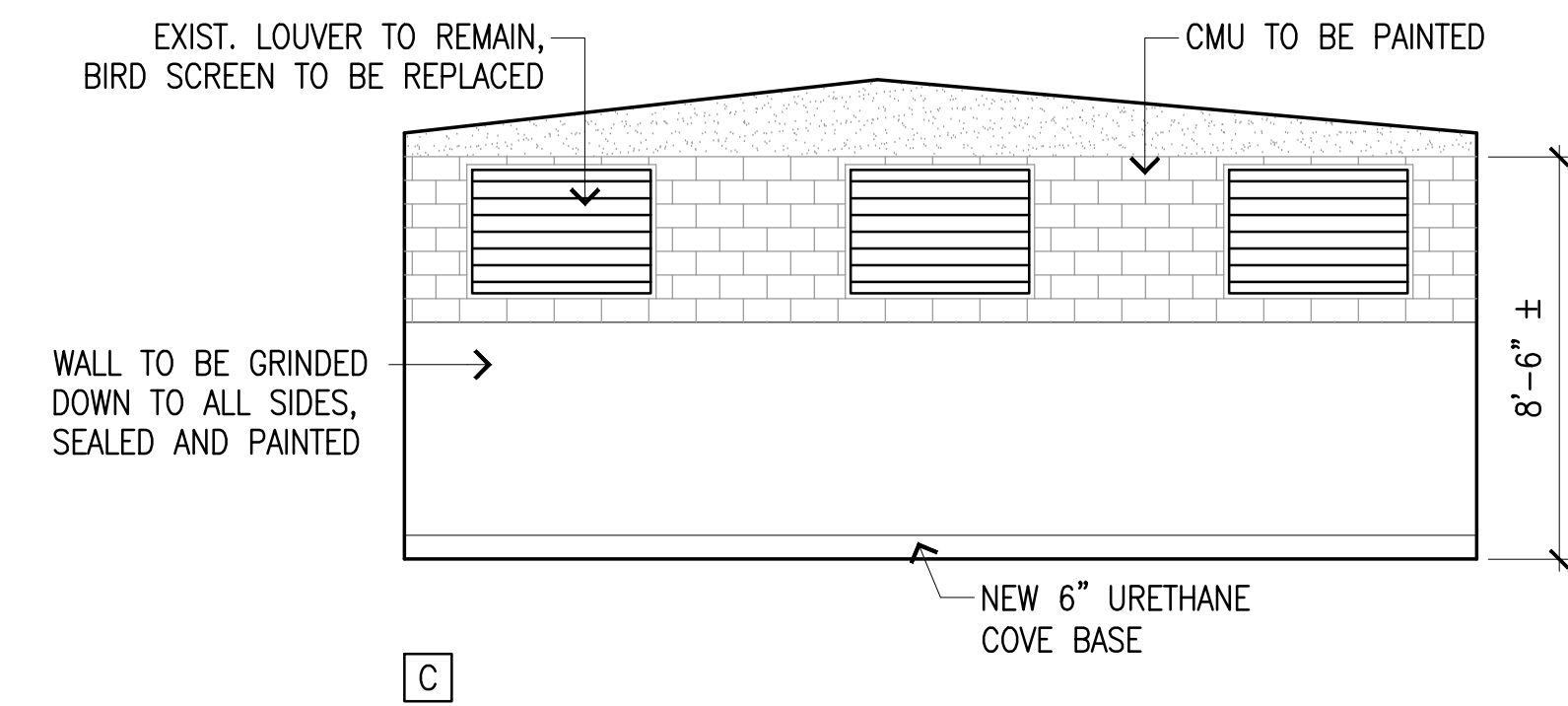
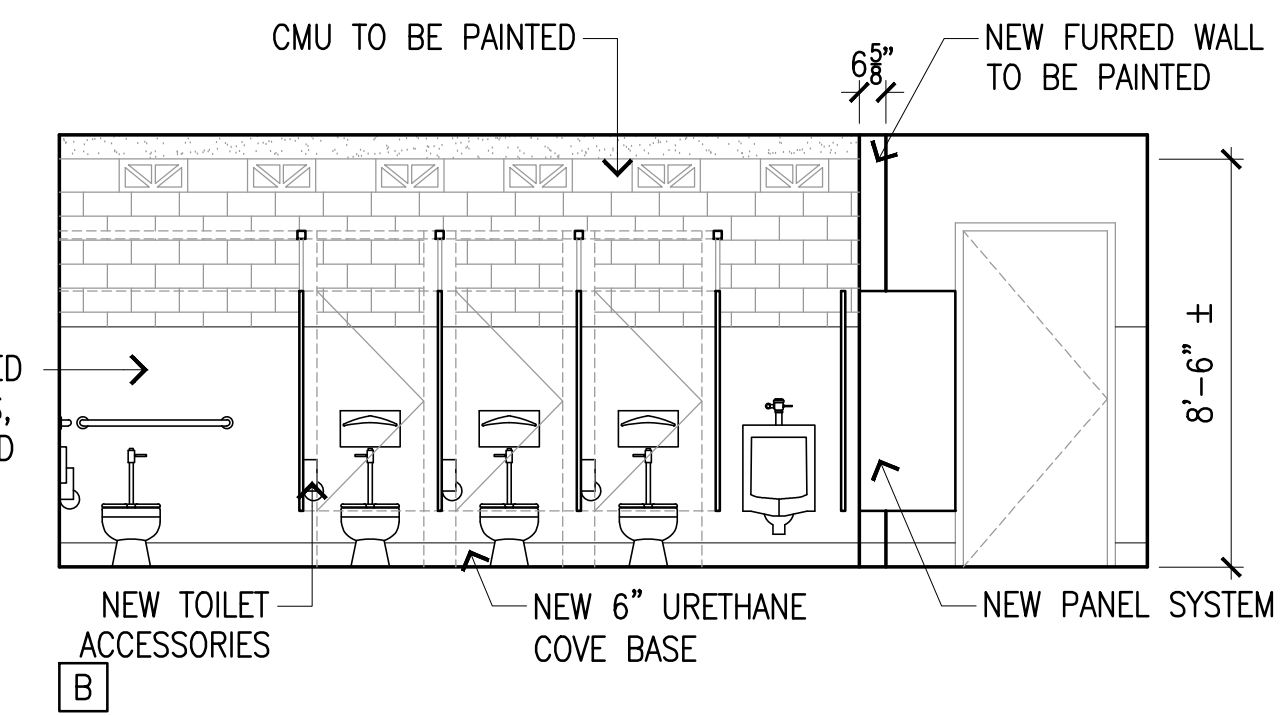


THIS WORK WAS PREPARED BY ME OR UNDER MY SUPERVISION  
 EXP 4-30-28  
 USHIJIMA ARCHITECTS, INC.

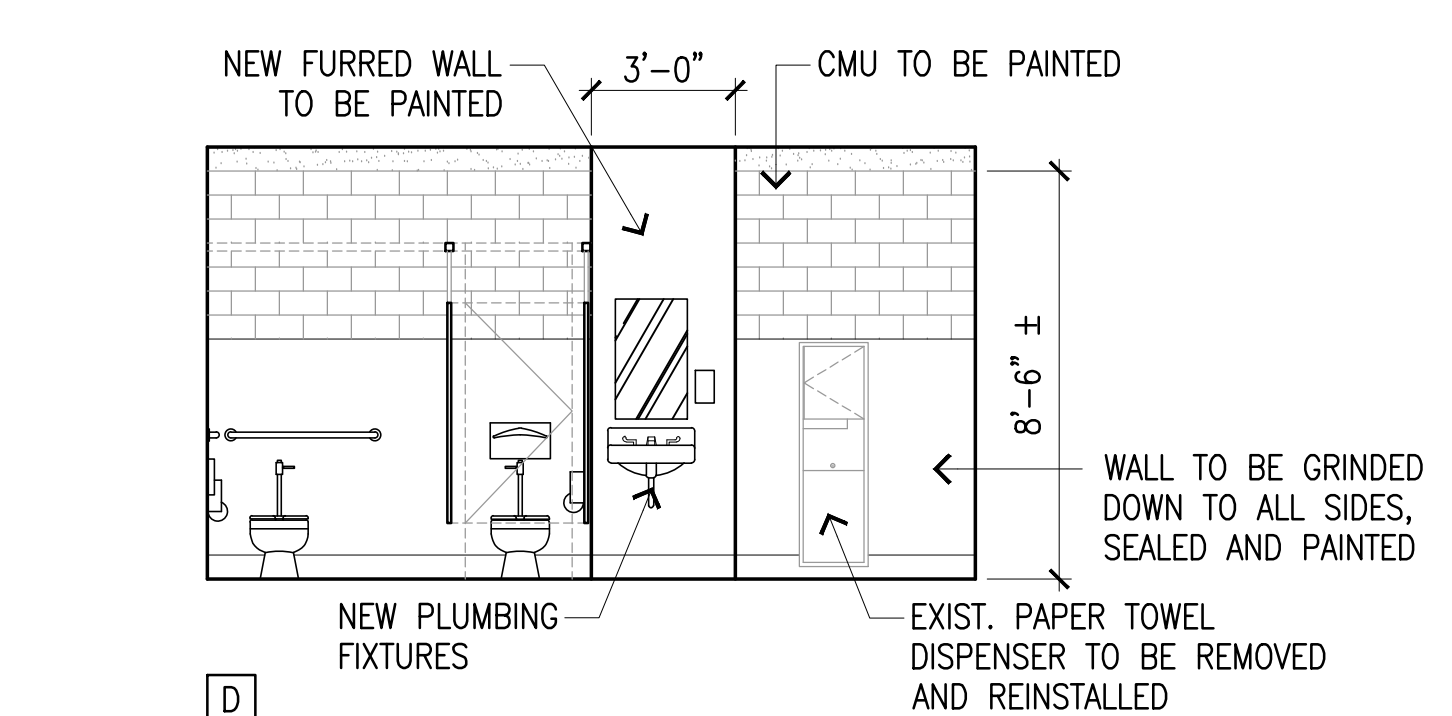
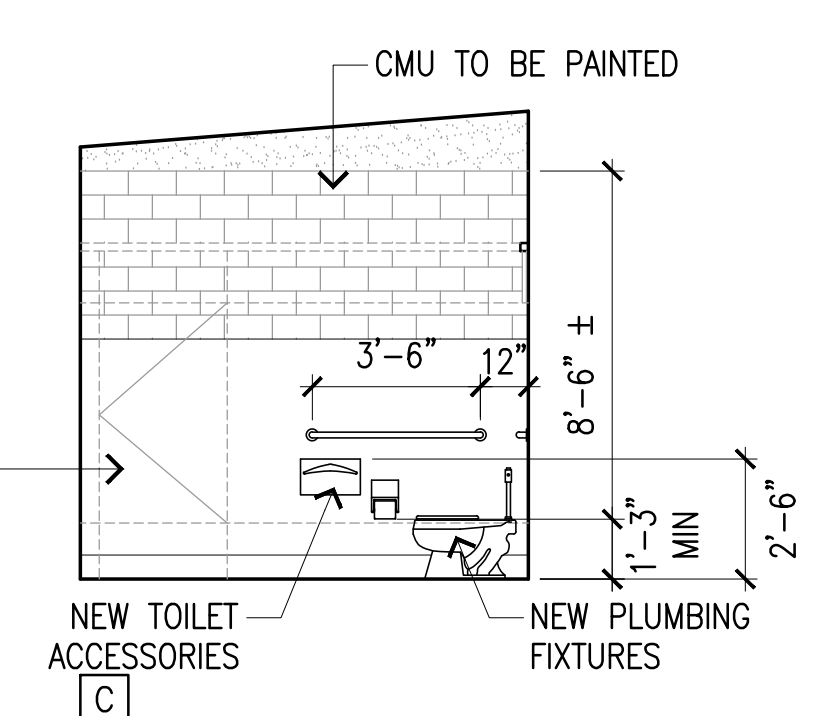
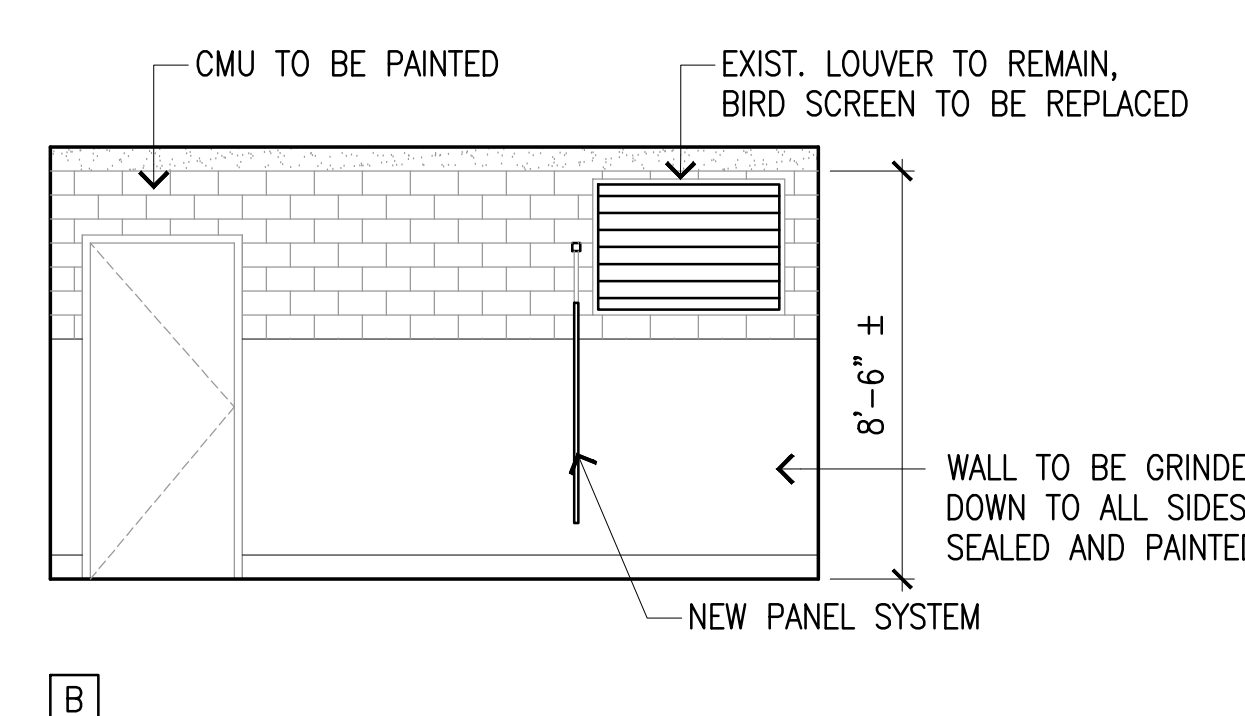
REV	DATE	DESCRIPTION	BY	APPROVED
STATE OF HAWAII DEPARTMENT OF TRANSPORTATION HARBORS				
JOB TITLE KAHULUI HARBORS, PIER 1 - 2, REFURBISH COMFORT STATIONS, MAUI, HAWAII				
SHEET TITLE EXIST./NEW PLAN PIER 2 YOUNG BROTHERS COMFORT STATION				
DESIGNED BY:	UAI	SHEET <b>A103</b>		
DRAWN BY:	UAI	JOB NUMBER <b>S30246</b>		
CHECKED BY:	TH	DATE MARCH 2026		
DATE:	MARCH 2026	SCALE AS SHOWN		
SCALE:	AS SHOWN	6 of 19 SHEETS		



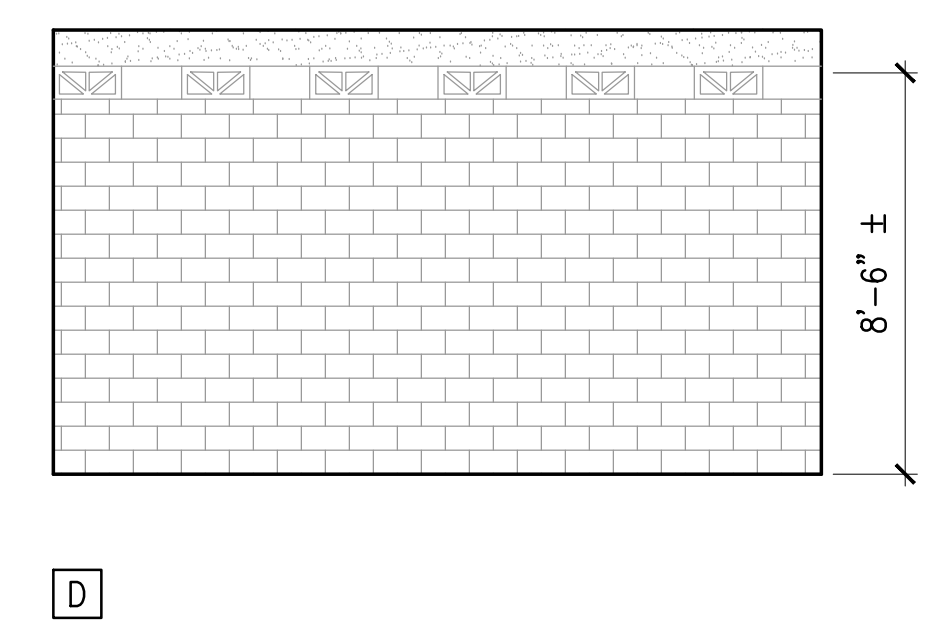
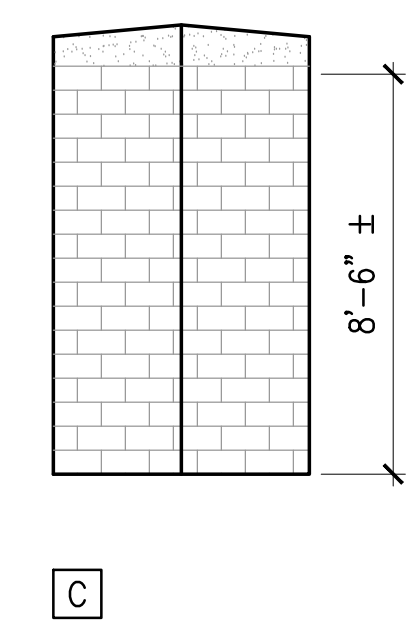
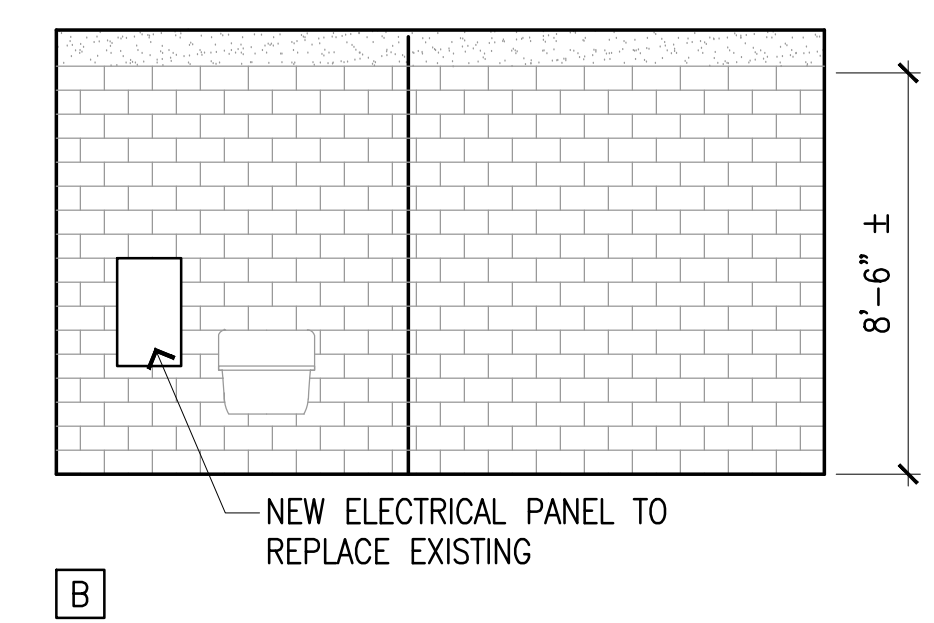
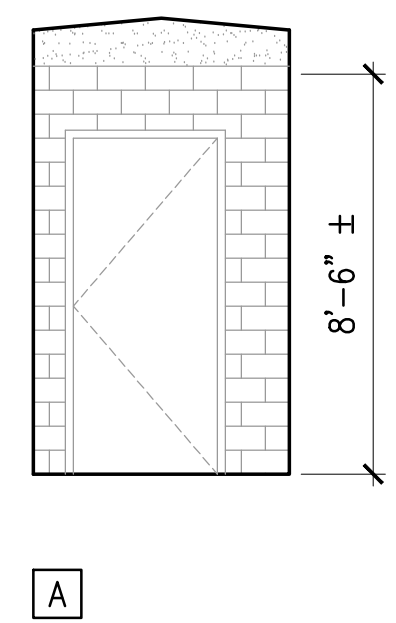
MEN'S RESTROOM



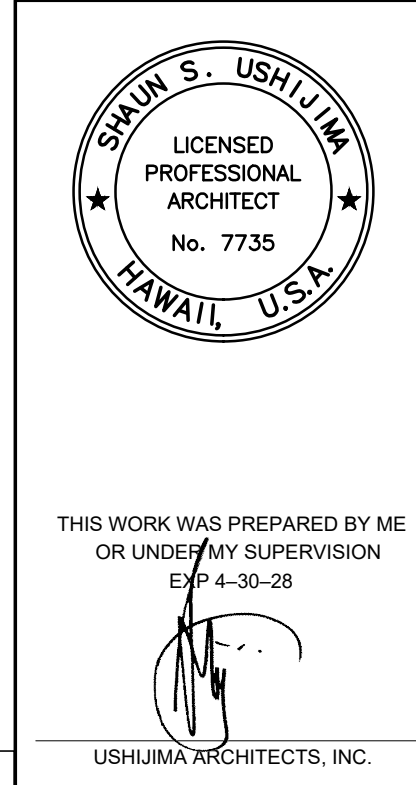
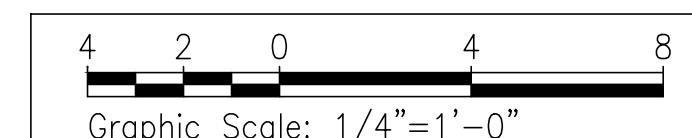
WOMEN'S RESTROOM



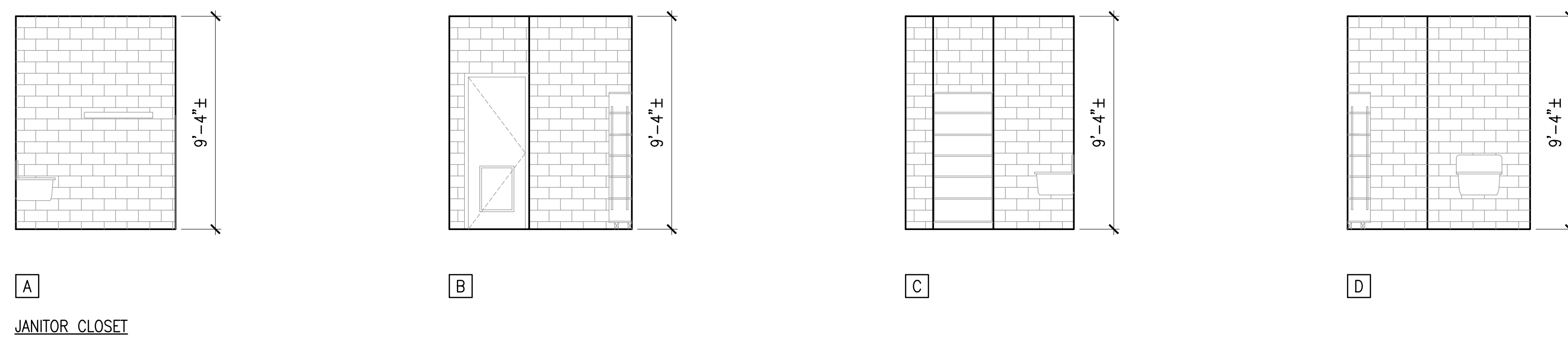
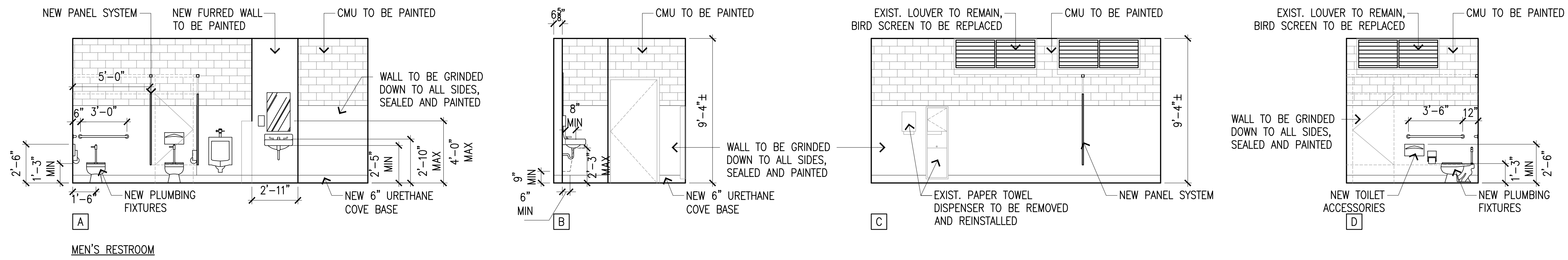
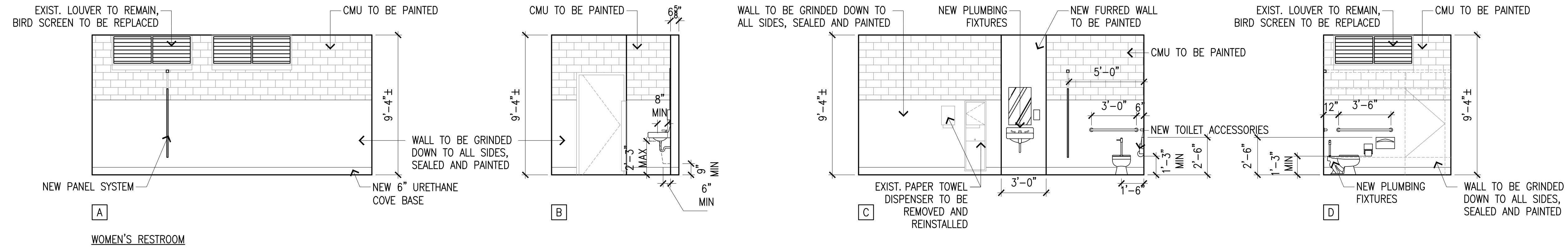
STORAGE ROOM



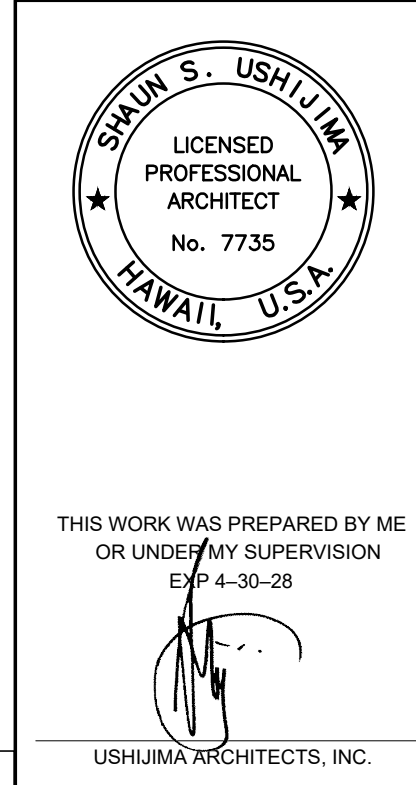
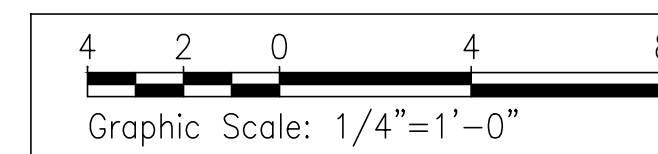
**1** PIER 1 MAKAI COMFORT STATION INTERIOR ELEVATIONS  
A200 SCALE: 1/4" = 1'-0"



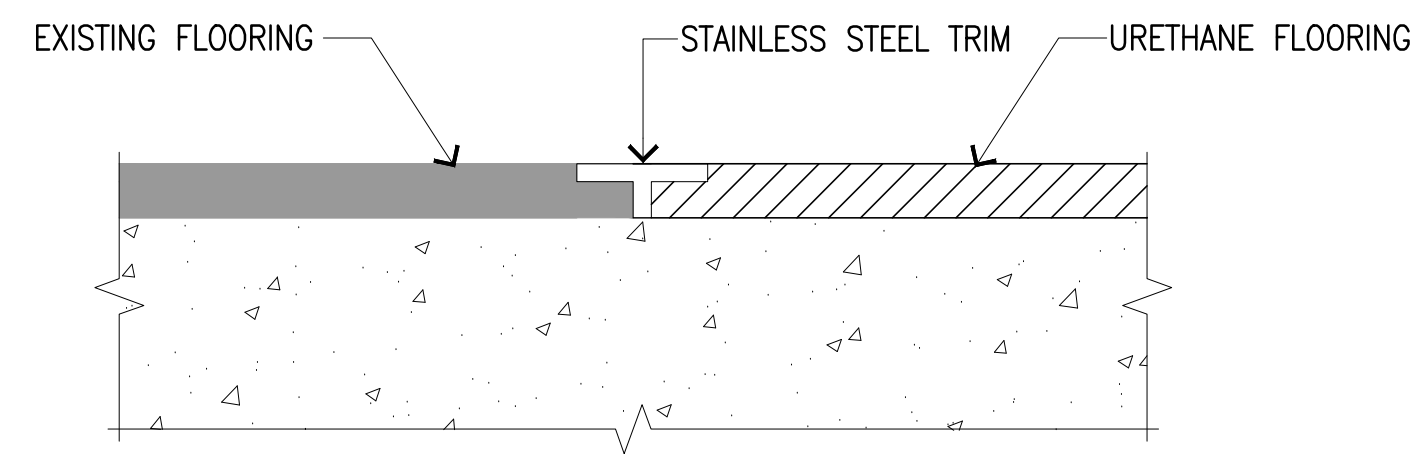
REV	DATE	DESCRIPTION	BY	APPROVED
STATE OF HAWAII DEPARTMENT OF TRANSPORTATION HARBORS				
JOB TITLE KAHULUI HARBORS, PIER 1 - 2, REFURBISH COMFORT STATIONS, MAUI, HAWAII				
SHEET TITLE PIER 1 MAKAI COMFORT STATION INTERIOR ELEVATIONS				
DESIGNED BY:	UAI	SHEET		
DRAWN BY:	UAI	<b>A200</b>		
CHECKED BY:	TH			
DATE:	MARCH 2026			
SCALE:	AS SHOWN	JOB NUMBER	<b>S30246</b>	
		7 of 19 SHEETS		



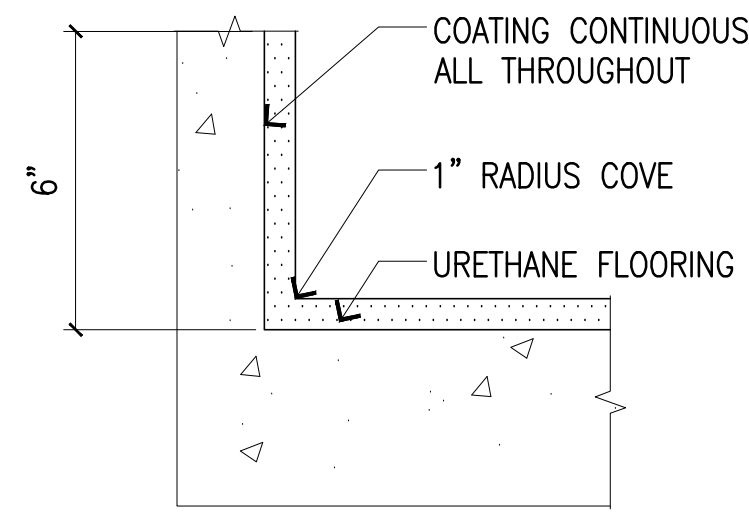
**1 PIER 2 YOUNG BROTHERS COMFORT STATION INTERIOR ELEVATIONS**  
 A201 SCALE: 1/4" = 1'-0"



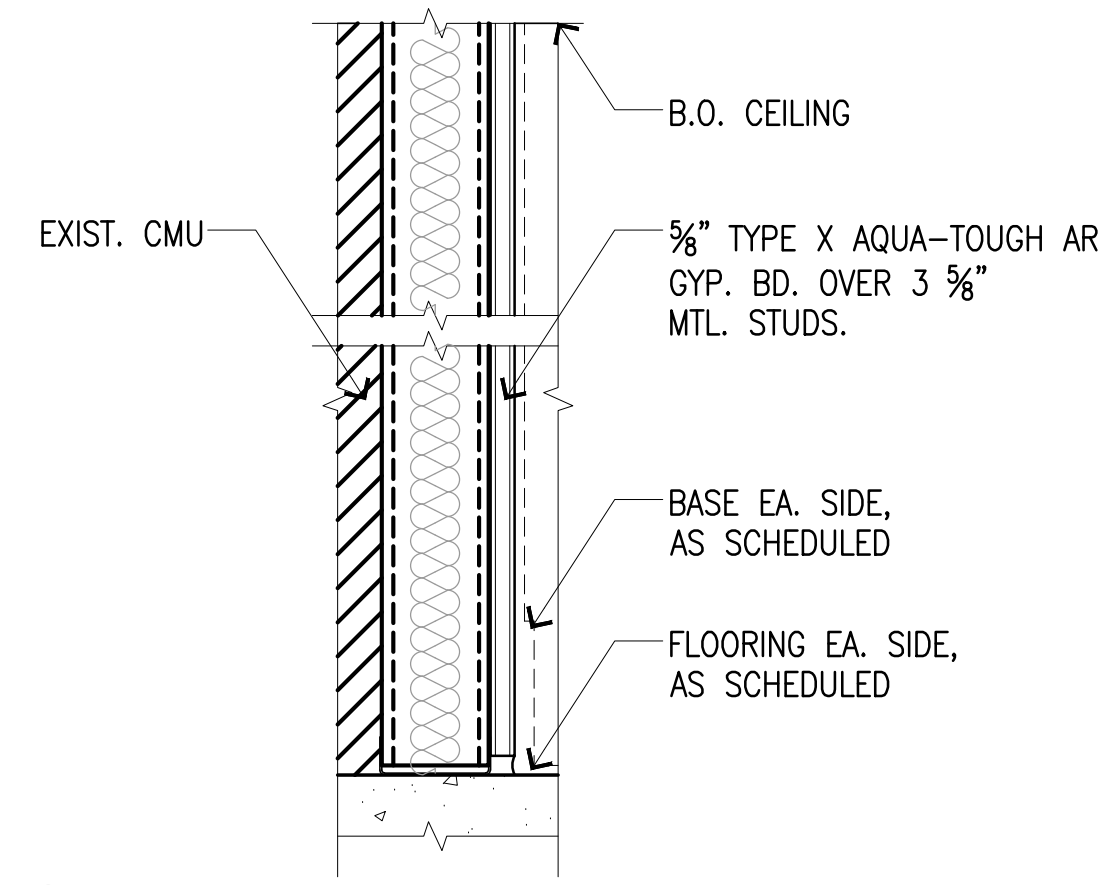
REV	DATE	DESCRIPTION	BY	APPROVED
STATE OF HAWAII DEPARTMENT OF TRANSPORTATION HARBORS				
JOB TITLE KAHULUI HARBORS, PIER 1 - 2, REFURBISH COMFORT STATIONS, MAUI, HAWAII				
SHEET TITLE PIER 2 YOUNG BROTHERS COMFORT STATION INTERIOR ELEVATIONS				
DESIGNED BY:	UAI		SHEET	
DRAWN BY:	UAI		<b>A201</b>	
CHECKED BY:	TH			
DATE:	MARCH 2026			
SCALE:	AS SHOWN		JOB NUMBER <b>S30246</b>	
			8 of 19 SHEETS	



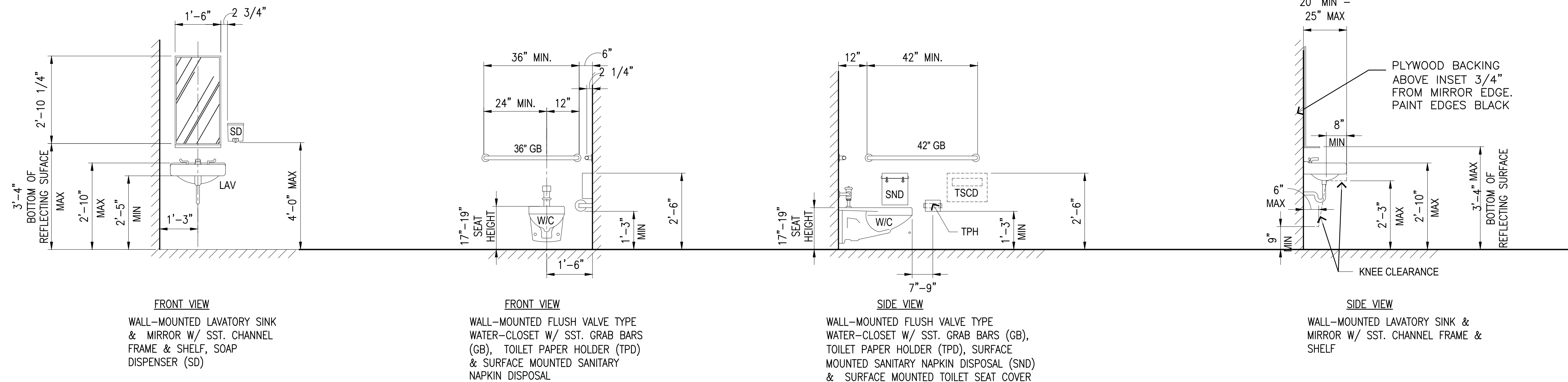
**1 FLOOR TRANSITION FROM EXISTING TO NEW**  
**A300** SCALE: NTS



**2 BATHROOM COVE DETAIL**  
**A300** SCALE: NTS



**3 FURRED WALL SECTION**  
**A300** SCALE: NTS



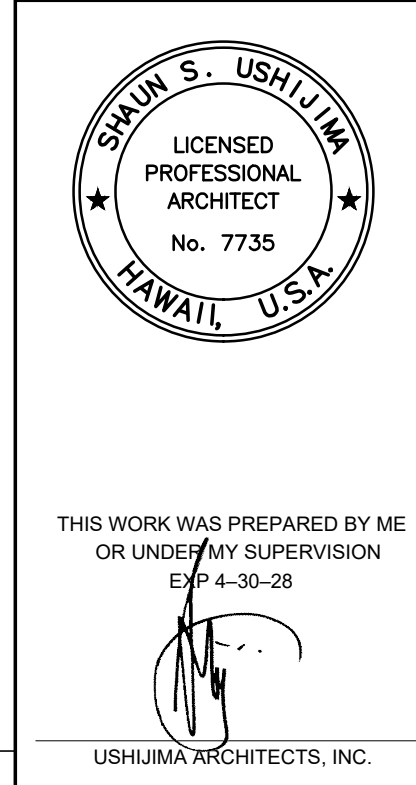
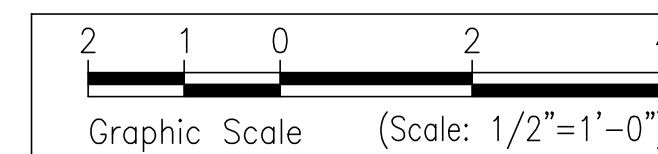
**4 TYPICAL MOUNTING HEIGHTS**  
**A300** SCALE: 1/2" = 1'-0"

FRONT VIEW  
 WALL-MOUNTED LAVATORY SINK & MIRROR W/ SST. CHANNEL FRAME & SHELF, SOAP DISPENSER (SD)

FRONT VIEW  
 WALL-MOUNTED FLUSH VALVE TYPE WATER-CLOSET W/ SST. GRAB BARS (GB), TOILET PAPER HOLDER (TPH) & SURFACE MOUNTED SANITARY NAPKIN DISPOSAL

SIDE VIEW  
 WALL-MOUNTED FLUSH VALVE TYPE WATER-CLOSET W/ SST. GRAB BARS (GB), TOILET PAPER HOLDER (TPH), SURFACE MOUNTED SANITARY NAPKIN DISPOSAL (SND) & SURFACE MOUNTED TOILET SEAT COVER DISPENSER (SCD)

SIDE VIEW  
 WALL-MOUNTED LAVATORY SINK & MIRROR W/ SST. CHANNEL FRAME & SHELF




THIS WORK WAS PREPARED BY ME OR UNDER MY SUPERVISION  
 EXP 4-30-28  
 USHIJIMA ARCHITECTS, INC.

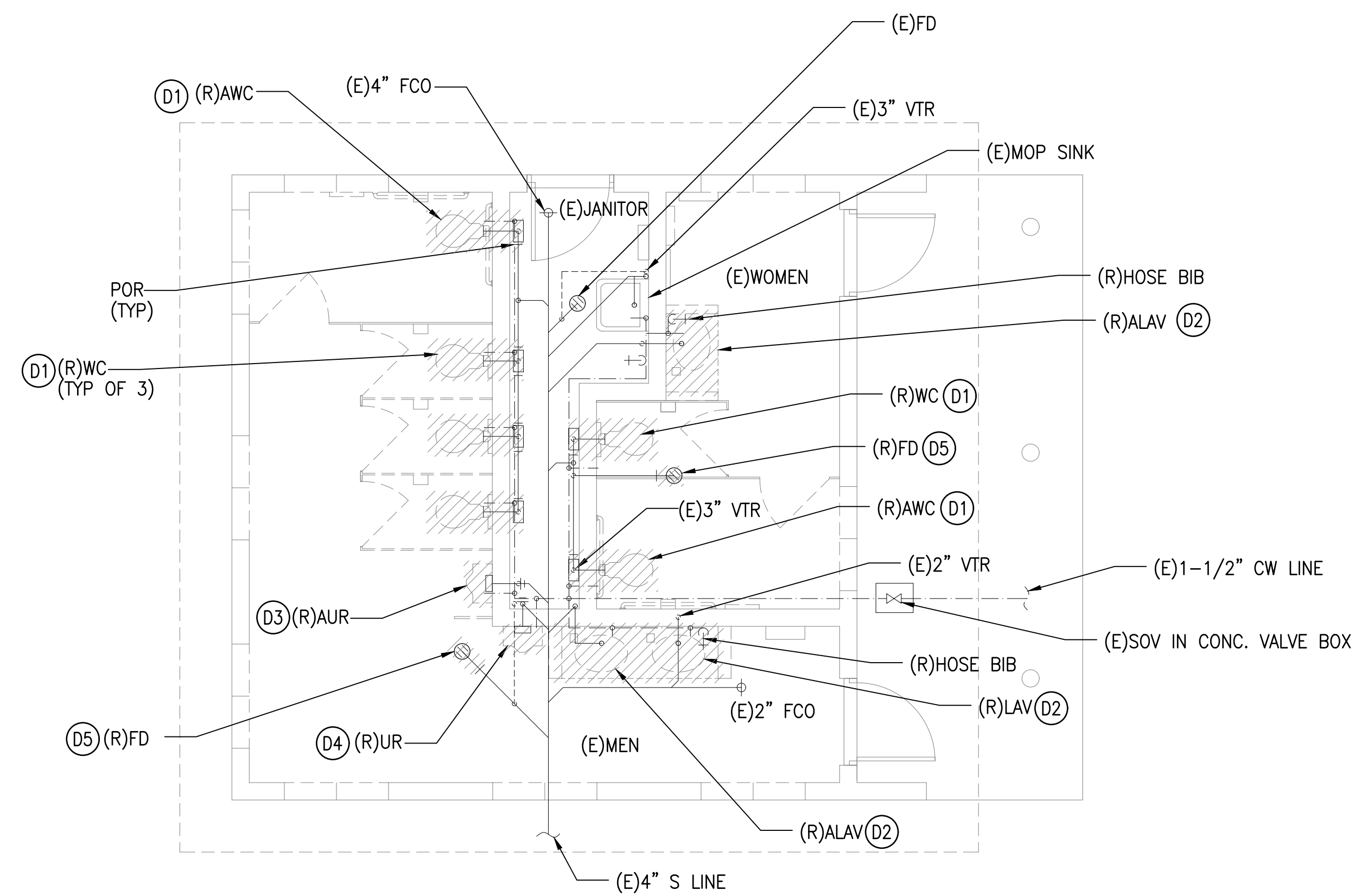
REV	DATE	DESCRIPTION	BY	APPROVED
STATE OF HAWAII DEPARTMENT OF TRANSPORTATION HARBORS				
JOB TITLE KAHULUI HARBORS, PIER 1 - 2, REFURBISH COMFORT STATIONS, MAUI, HAWAII				
SHEET TITLE DETAILS				
DESIGNED BY:	UAI			SHEET
DRAWN BY:	UAI			<b>A300</b>
CHECKED BY:	TH			
DATE:	MARCH 2026	JOB NUMBER		
SCALE:	AS SHOWN	<b>S30246</b>		

**MECHANICAL NOTES:**

- CONFORM TO ALL REQUIREMENTS OF THE BUILDING, PLUMBING, AND ELECTRICAL CODES OF THE COUNTY OF MAUI, STATE OF HAWAII HEALTH REGULATIONS, FIRE DEPARTMENT REGULATIONS, MANUFACTURER'S RECOMMENDATIONS AND OTHER APPLICABLE REGULATIONS.
- EXAMINE ALL PROJECT PLANS AND BECOME FAMILIAR WITH ALL EXISTING CONDITIONS AND THE EXTENT OF REMOVAL, RELOCATION AND/OR NEW WORK PRIOR TO BIDDING. NOTIFY AND COORDINATE WITH THE ENGINEER FOR ANY MAJOR DEVIATIONS OR DISCREPANCIES DISCOVERED IN THE PLANS AND SPECIFICATIONS DUE TO UNFORESEEN OR VARYING FIELD CONDITIONS.
- INSTALLATION SHALL BE GUARANTEED TO BE FREE FROM DEFECTS FOR ONE (1) YEAR FROM FINAL DATE OF ACCEPTANCE OF THE PROJECT AS A WHOLE.
- CONTRACTOR SHALL VERIFY ALL FIELD CONDITIONS PRIOR TO BID AND CONSTRUCTION.
- CONTRACTOR SHALL FIELD VERIFY ALL EXISTING LINE SIZES, CONDITIONS, AND ELEVATIONS PRIOR TO BID AND CONSTRUCTION.
- PROVIDE ADDITIONAL MATERIALS AND LABOR FOR A COMPLETE AND OPERABLE SYSTEM AT NO ADDITIONAL COST TO THE OWNER.
- PAY FOR ALL PERMITS AND APPLICATIONS.
- CAULK ALL PENETRATIONS WATERTIGHT. PROVIDE ALL CUTTING, PATCHING, AND RESTORING OF EXISTING SURFACES TO MATCH ORIGINAL SURFACE FINISHES. SPOT PAINT TO MATCH EXISTING SURFACES/COLOR.  
COORDINATE ALL WORK WITH OTHER TRADES TO AVOID INTERFERENCES AND DELAYS.
- ALL EQUIPMENT AND FIXTURES SHALL BE CAPABLE OF FITTING INTO THE SPACES ALLOTTED WHILE MEETING THE MANUFACTURER'S RECOMMENDED ACCESS REQUIREMENTS. REVIEW ALL SPACES WHERE EQUIPMENT AND FIXTURES ARE TO BE INSTALLED PRIOR TO ORDERING OF ITEMS AND NOTIFY THE ARCHITECT/ENGINEER OF ANY INADEQUATE CLEARANCES OR CONDITIONS THAT WILL PREVENT THE PROPER INSTALLATION, MAINTENANCE, AND OPERATION OF THE EQUIPMENT AND FIXTURES.
- DRAWINGS ARE DIAGRAMATIC IN NATURE AND DO NOT SHOW EVERY EXACT DETAIL OF PIPING AND DUCTWORK. PROVIDE OFFSETS AS NECESSARY TO AVOID LOCAL OBSTRUCTIONS OR INTERFERENCES WITH OTHER TRADES. REVIEW ALL PIPING AND DUCT RUNS PRIOR TO FABRICATION AND IMMEDIATELY NOTIFY THE ARCHITECT/ENGINEER OF ANY INTERFERENCES AND/OR LACK OF ADEQUATE CLEARANCES.
- SHOULD PROJECT CONDITIONS REQUIRE REARRANGEMENT OF WORK, MARK SUCH CHANGES ON THE AS-BUILT DRAWINGS. IF THESE CHANGES REQUIRE ALTERNATE METHODS TO THOSE APPROVED BY THE CONTRACT DOCUMENTS, SUBMIT SHOP DRAWINGS SHOWING THE PROPOSED ALTERNATE METHODS TO THE ARCHITECT/ENGINEER FOR REVIEW/APPROVAL PRIOR TO PROCEEDING WITH WORK.
- COORDINATE ALL WORK WHICH WILL AFFECT AREAS WITH BUILDING SUPERVISOR. SCHEDULE OFF-HOUR WORK WHEN REQUIRED TO MINIMIZE DISRUPTIONS.
- SEISMICALLY BRACE ALL EQUIPMENT, PIPING, AND DUCTWORK IN ACCORDANCE WITH THE CURRENT BUILDING CODE AND THERE RESPECTIVE SEISMIC ZONE LOCATIONS (SEISMIC ZONE 2).
- PROVIDE ACCESS PANELS FOR ALL ITEMS UNDER THIS SECTION REQUIRING SERVICING, INSPECTION, MAINTENANCE, AND ADJUSTMENT.
- PROVIDE ESCUTCHEON PLATES AT ALL EXPOSED WALL PENETRATIONS IN FINISHED AREAS, EXTERIOR WALL, ETC.
- ALL PENETRATIONS THRU RATED WALLS AND CEILINGS SHALL BE EQUIPPED WITH APPROVED FIRE-STOPPING AND/OR COMBINATION FIRE/SMOKE DAMPERS.
- ALL PENETRATIONS THRU EXISTING WALLS, FOUNDATIONS, AND FLOOR SLABS SHALL BE IN TOTAL COMPLIANCE WITH ARCHITECTURAL/STRUCTURAL PROCEDURES AND DRAWINGS.
- ALL WORK SHALL BE DONE IN ACCORDANCE WITH THE ADOPTED EDITIONS OF THE 2018 INTERNATIONAL BUILDING CODE, 2018 UNIFORM PLUMBING CODE, 2021 NFPA 1, AND 2018 INTERNATIONAL ENERGY CONSERVATION CODE, INCLUDING ALL AMENDMENTS PER THE COUNTY OF MAUI, ALL MAUI FIRE DEPARTMENT REGULATIONS, LANDLORD REQUIREMENTS, AND ALL APPLICABLE ORDINANCES AND CODES TO THE COUNTY OF MAUI.

MECHANICAL LEGEND					
SYMBOL	ABBREV.	DESCRIPTION	SYMBOL	ABBREV.	DESCRIPTION
GENERAL					
	ABV	ABOVE		UR	URINAL
	CLG	CEILING		CO	CLEANOUT
	DN	DOWN		MS	MOP SINK
(R)		REMOVE		WHA	WATER HAMMER ARRESTOR
(E)	EXIST'G	EXISTING (TO REMAIN)		AWC	ACCESSIBLE WATER CLOSET
(N)		NEW		ALAV	ACCESSIBLE LAVATORY
(RE)		RELOCATE		AUR	ACCESSIBLE URINAL
	POC	POINT OF CONNECTION		FD	FLOOR DRAIN
	POR	POINT OF REMOVAL		TP	TRAP PRIMER
	(TYP)	TYPICAL		AP	ACCESS PANEL
	W/	WITH			
PLUMBING					
----	CW	COLD WATER			
-----	HW	HOT WATER			
-----	S	SANITARY/WASTE			
	HB	HOSE BIB			
⊗	SOV	SHUT OFF VALVE			
-----	V	VENT			
	WC	WATER CLOSET			
	LAV	LAVATORY			

 <p>THIS WORK WAS PREPARED BY ME OR UNDER MY SUPERVISION EXP 4-30-26</p> <p><i>Ross R. Tanaka</i> MECHANICAL ENTERPRISES, INC</p>	REV	DATE	DESCRIPTION	BY	APPROVED
	STATE OF HAWAII DEPARTMENT OF TRANSPORTATION HARBORS				
	JOB TITLE KAHULUI HARBORS, PIER 1 - 2, REFURBISH COMFORT STATIONS, MAUI, HAWAII				
	SHEET TITLE GENERAL NOTES AND LEGEND				
	DESIGNED BY:	MEI			
DRAWN BY:	MEI				M000
CHECKED BY:	RRT				
DATE:	MARCH 2026	JOB NUMBER			
SCALE:	AS SHOWN	S30246			10 of 19 SHTS.

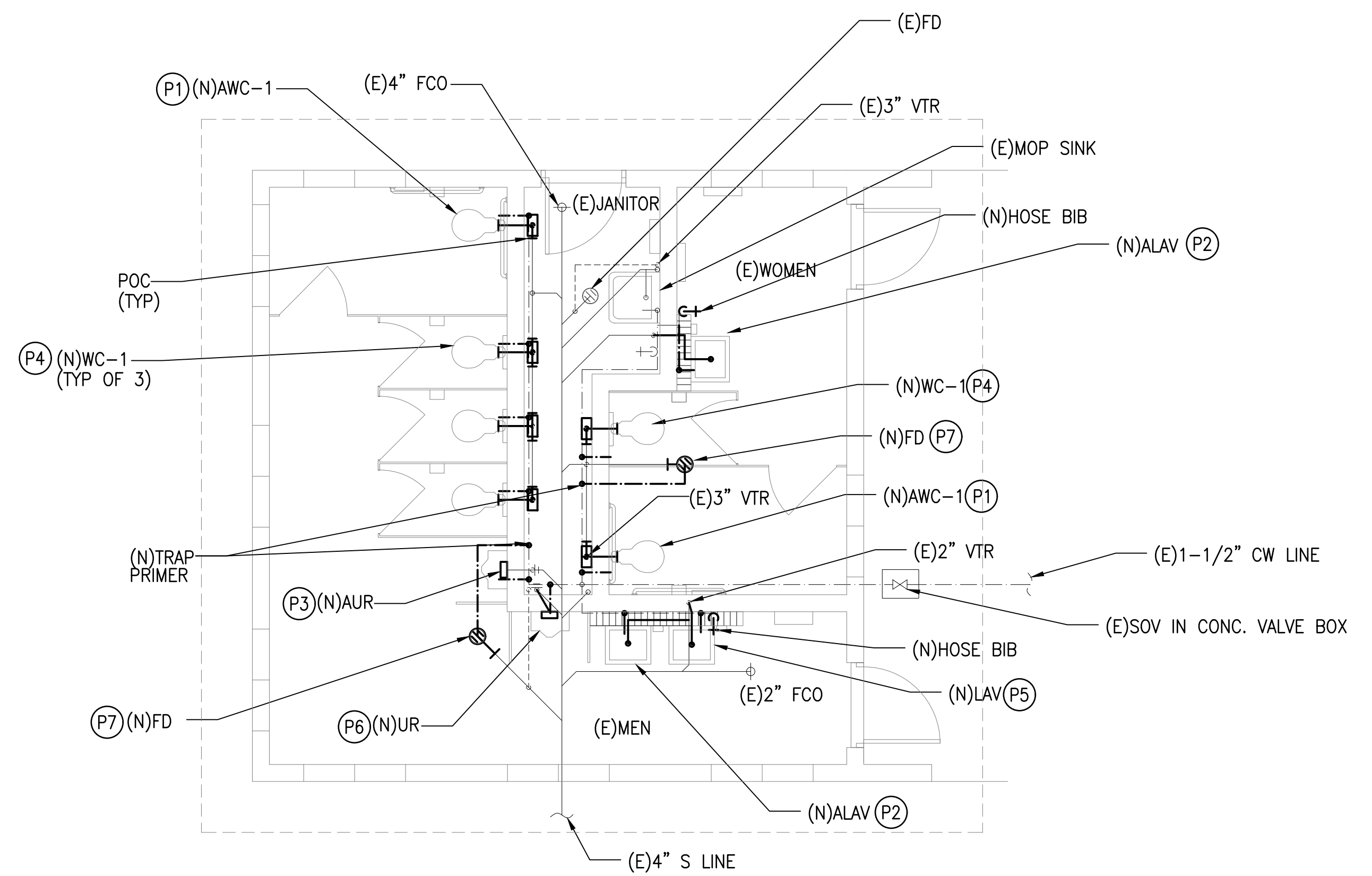


**1**  
M100 **DEMOLITION PLUMBING PLAN**  
SCALE: 1/4" = 1'-0" PIER 1

**DEMOLITION PLUMBING NOTES:**

NOTE: CONTRACTOR TO FIELD VERIFY ALL EXISTING CONDITIONS PRIOR TO ANY WORK

- (D1) REMOVE EXISTING WC COMPLETE. REMOVE EXISTING WC WALL CARRIER. REMOVE EXISTING SANITARY, VENT, AND CW PIPING UP TO POR. CUT/CAP PIPING IN WALL. CONTRACTOR TO FIELD VERIFY.
- (D2) REMOVE EXISTING LAV COMPLETE. REMOVE EXISTING SANITARY, VENT, CW, HW PIPING UP TO POR. CUT/CAP PIPING IN WALL. CONTRACTOR TO FIELD VERIFY.
- (D3) REMOVE EXISTING UR COMPLETE. EXISTING UR CARRIER TO REMAIN FOR NEW UR. REMOVE EXISTING SANITARY, VENT, AND CW PIPING UP TO POR. CONTRACTOR TO FIELD VERIFY.
- (D4) REMOVE EXISTING UR COMPLETE. REMOVE EXISTING UR CARRIER. REMOVE EXISTING SANITARY, VENT, AND CW PIPING UP TO POR. CONTRACTOR TO FIELD VERIFY.
- (D5) REMOVE EXISTING FD COMPLETE. REMOVE EXISTING SANITARY UP TO POR. CONTRACTOR TO FIELD VERIFY.

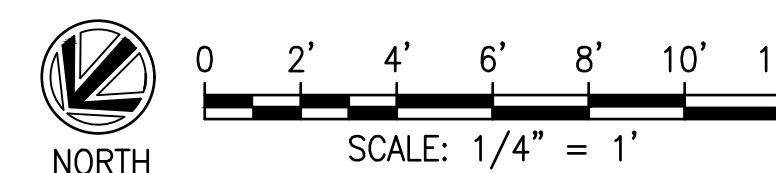


**2**  
M100 **NEW PLUMBING PLAN**  
SCALE: 1/4" = 1'-0" PIER 1

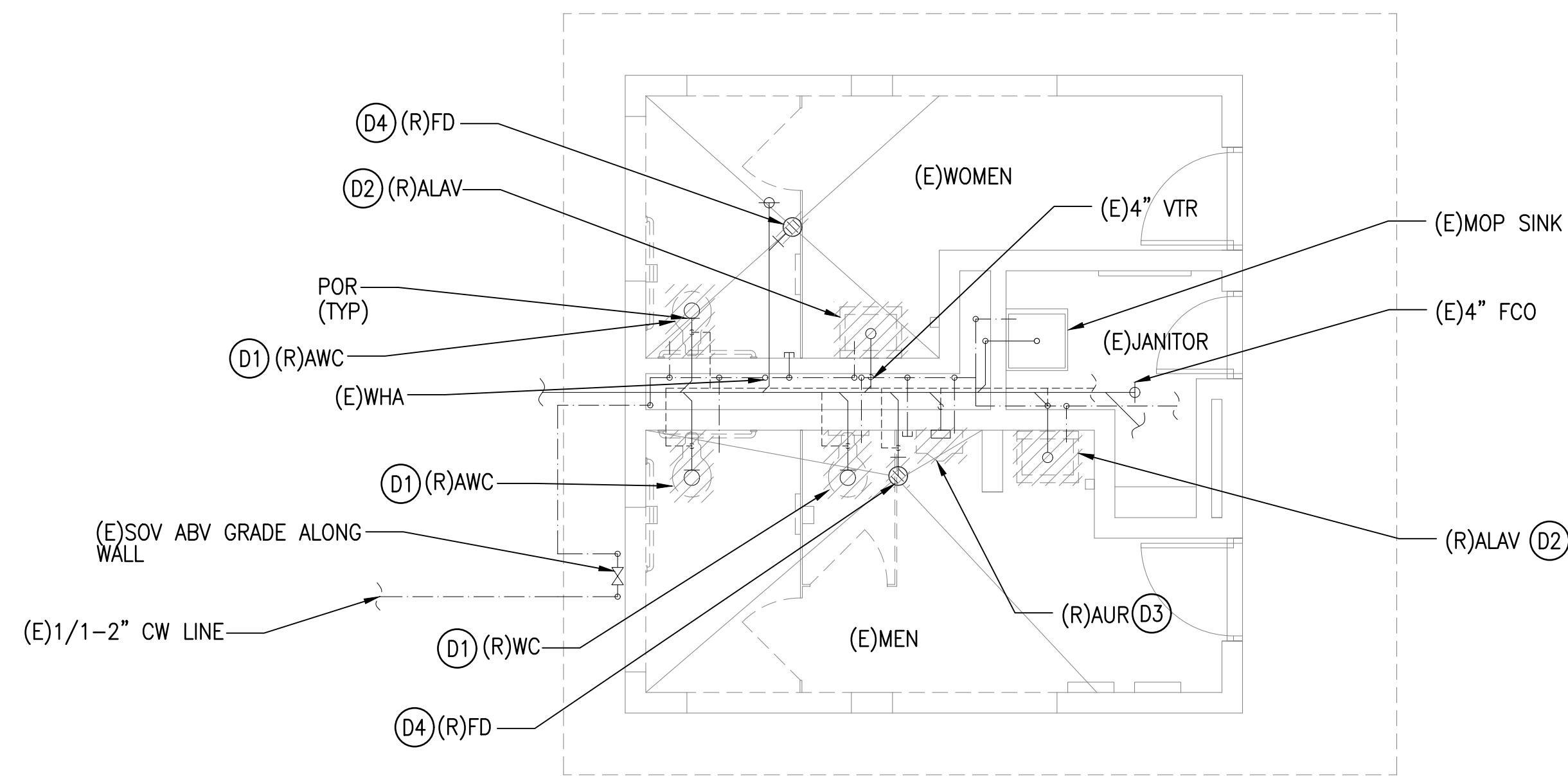
**NEW PLUMBING NOTES:**

NOTE: CONTRACTOR TO FIELD VERIFY ALL EXISTING CONDITIONS PRIOR TO ANY WORK.

- (P1) PROVIDE NEW FLOOR MOUNTED FLUSH VALVE AWC COMPLETE. PROVIDE NEW SANITARY, VENT, AND CW PIPING AS REQUIRED. INSTALL AWC TO COMPLY WITH ADAAG 2010 SECTION 604 REQUIREMENTS. CONTRACTOR TO FIELD VERIFY. PATCH/REPAIR TO MATCH EXISTING.
- (P2) PROVIDE NEW ALAV COMPLETE. PROVIDE NEW SUPPLY STOPS, SUPPLY TUBING, TAIL-PIECE, P-TRAP, METERED MANUAL FAUCET, AND LAVATORY CARRIER. PROVIDE NEW SANITARY, VENT, CW PIPING AS REQUIRED. INSTALL IN ACCORDANCE WITH ADAAG SECTION 606 REQUIREMENTS. CONTRACTOR TO FIELD VERIFY. PATCH/REPAIR TO MATCH EXISTING.
- (P3) PROVIDE NEW AUR COMPLETE. PROVIDE NEW SANITARY, VENT, AND CW PIPING AS REQUIRED. INSTALL IN ACCORDANCE WITH ADAAG SECTION 605 REQUIREMENTS. CONTRACTOR TO FIELD VERIFY. PATCH/REPAIR TO MATCH EXISTING.
- (P4) PROVIDE NEW FLOOR MOUNTED FLUSH VALVE WC COMPLETE. PROVIDE NEW SANITARY, VENT, AND CW PIPING AS REQUIRED. CONTRACTOR TO FIELD VERIFY. PATCH/REPAIR TO MATCH EXISTING.
- (P5) PROVIDE NEW LAV COMPLETE. PROVIDE NEW SUPPLY STOPS, SUPPLY TUBING, TAIL-PIECE, P-TRAP, METERED MANUAL FAUCET, AND LAVATORY CARRIER. PROVIDE NEW SANITARY, VENT, CW PIPING AS REQUIRED. CONTRACTOR TO FIELD VERIFY. PATCH/REPAIR TO MATCH EXISTING.
- (P6) PROVIDE NEW UR COMPLETE. PROVIDE NEW SANITARY, VENT, AND CW PIPING AS REQUIRED. CONTRACTOR TO FIELD VERIFY. PATCH/REPAIR TO MATCH EXISTING.
- (P7) PROVIDE NEW FD COMPLETE. PROVIDE NEW SANITARY PIPING AS REQUIRED. PROVIDE NEW CW PIPING TO CONNECT TO NEW TRAP PRIMER CONTRACTOR TO FIELD VERIFY. PATCH/REPAIR TO MATCH EXISTING.



<p>THIS WORK WAS PREPARED BY ME OR UNDER MY SUPERVISION EXP 4-30-26</p> <p><i>Ross R. Tanaka</i> MECHANICAL ENTERPRISES, INC.</p>	REV	DATE	DESCRIPTION	BY	APPROVED
	STATE OF HAWAII DEPARTMENT OF TRANSPORTATION HARBORS				
	JOB TITLE KAHULUI HARBORS, PIER 1 - 2, REFURBISH COMFORT STATIONS, MAUI, HAWAII				
	SHEET TITLE PIER 1 - MAKAI COMFORT STATION DEMO AND NEW PLUMBING PLAN				
DESIGNED BY:	MEI				SHEET <b>M100</b> 11 of 19 SHEETS
DRAWN BY:	MEI				
CHECKED BY:	RRT				
DATE:	MARCH 2026				
SCALE:	AS SHOWN	JOB NUMBER <b>S30246</b>			

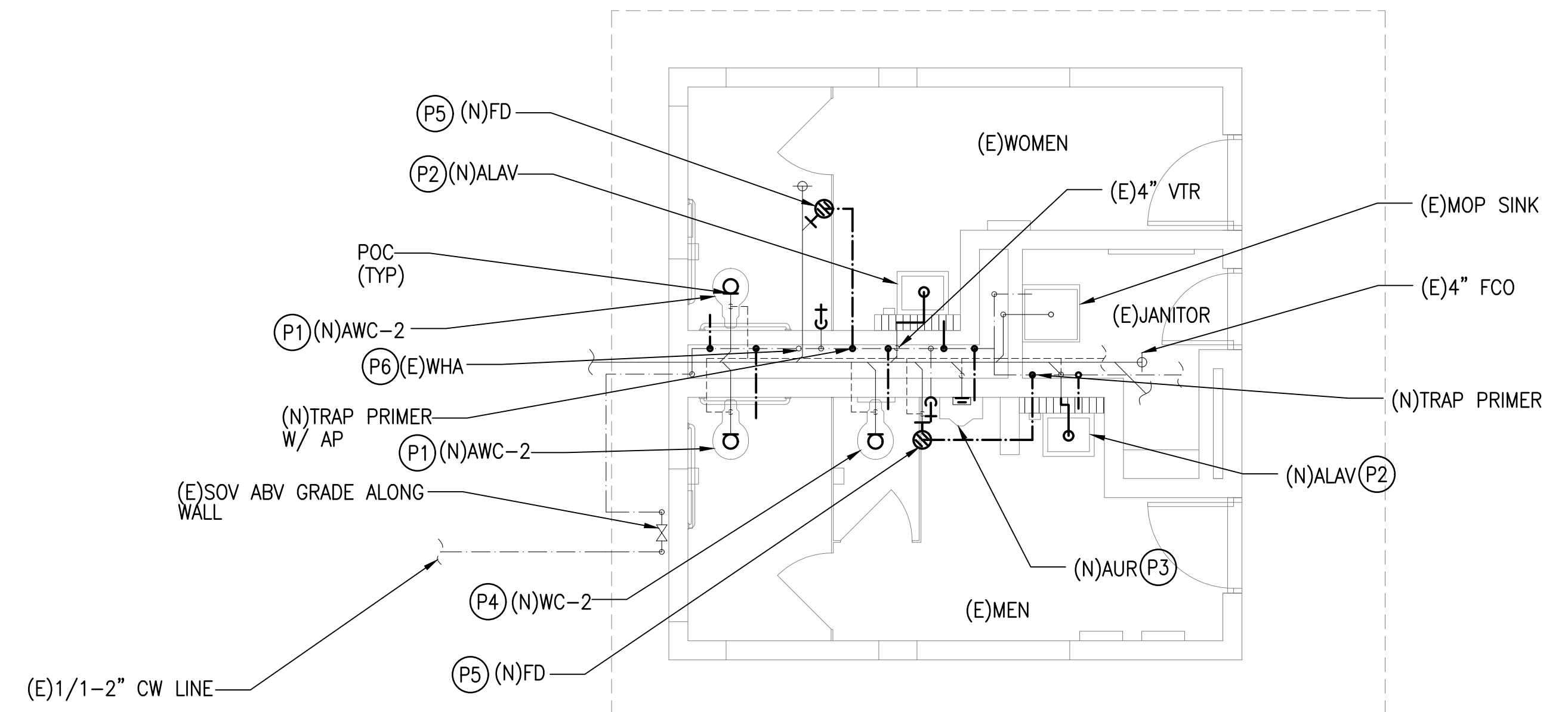


**1**  
M101 **DEMOLITION PLUMBING PLAN**  
SCALE: 1/4" = 1'-0" PIER 2

**DEMOLITION PLUMBING NOTES:**

NOTE: CONTRACTOR TO FIELD VERIFY ALL EXISTING CONDITIONS PRIOR TO ANY WORK. CONTRACTOR TO MODIFY THE EXISTING WALL AS REQUIRED TO ACCOMMODATE NEW WORK AND PATCH/REPAIR TO MATCH EXISTING.

- (D1) REMOVE EXISTING FLOOR MOUNTED WC COMPLETE. REMOVE EXISTING SANITARY, VENT, AND CW PIPING UP TO POR. CUT/CAP PIPING IN WALL. CONTRACTOR TO FIELD VERIFY.
- (D2) REMOVE EXISTING ALAV COMPLETE. REMOVE EXISTING SANITARY, VENT, CW, HW PIPING UP TO POR. REMOVE EXISTING ALAV WALL CARRIER. CUT/CAP PIPING IN WALL. CONTRACTOR TO FIELD VERIFY.
- (D3) REMOVE EXISTING AUR COMPLETE. EXISTING AUR CARRIER TO REMAIN FOR NEW UR. REMOVE EXISTING SANITARY, VENT, AND CW PIPING UP TO POR. CONTRACTOR TO FIELD VERIFY.
- (D4) REMOVE EXISTING FD COMPLETE. REMOVE EXISTING SANITARY UP TO POR. CONTRACTOR TO FIELD VERIFY.

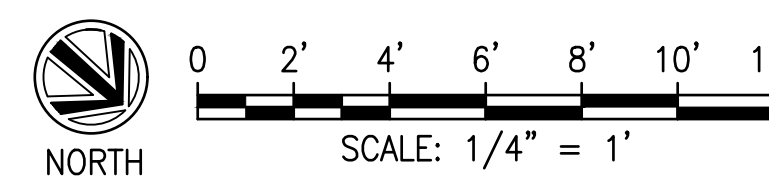


**2**  
M101 **NEW PLUMBING PLAN**  
SCALE: 1/4" = 1'-0" PIER 2

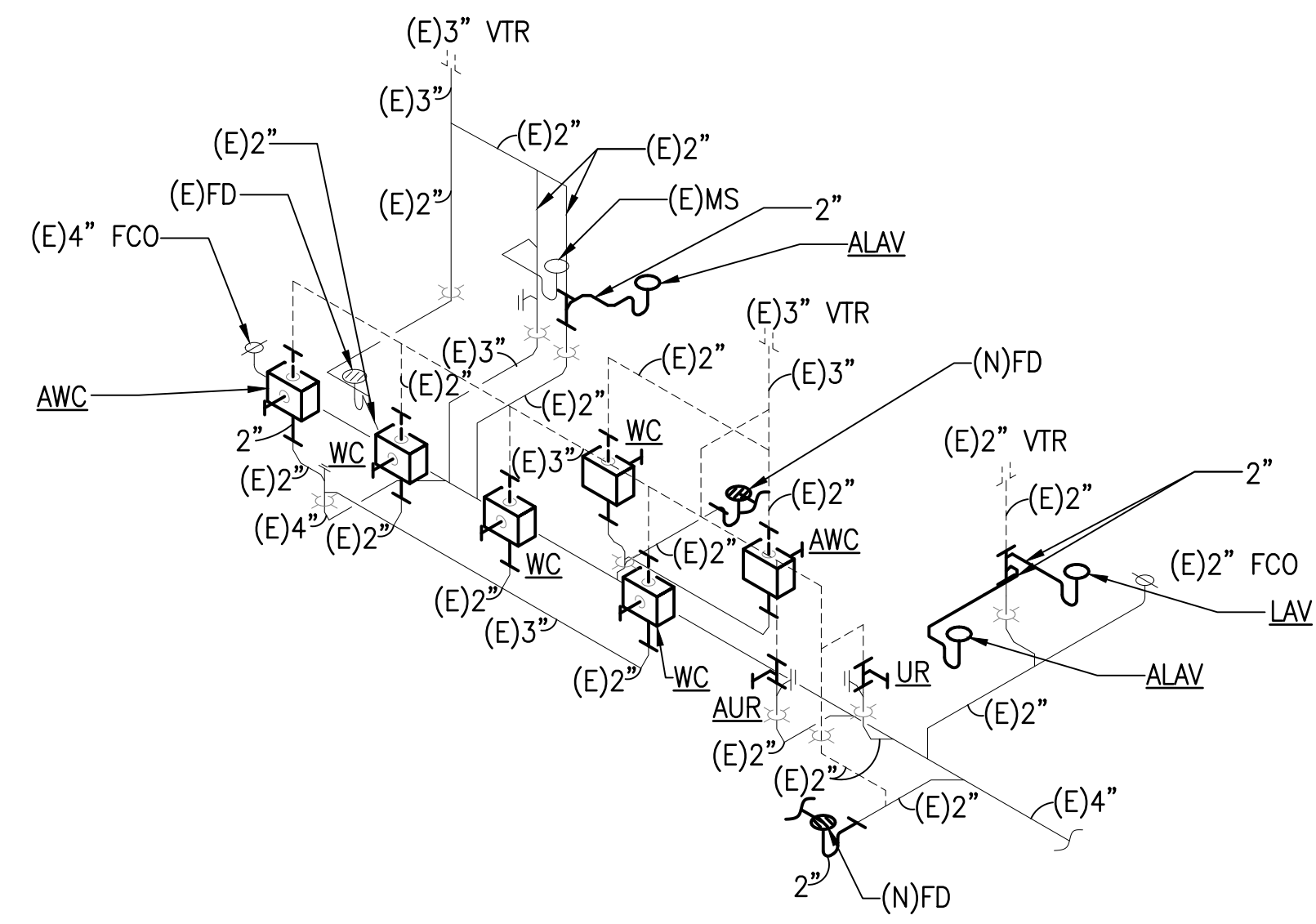
**NEW PLUMBING NOTES:**

NOTE: CONTRACTOR TO FIELD VERIFY ALL EXISTING CONDITIONS PRIOR TO ANY WORK. CONTRACTOR TO MODIFY THE EXISTING WALL AS REQUIRED TO ACCOMMODATE NEW WORK AND PATCH/REPAIR TO MATCH EXISTING.

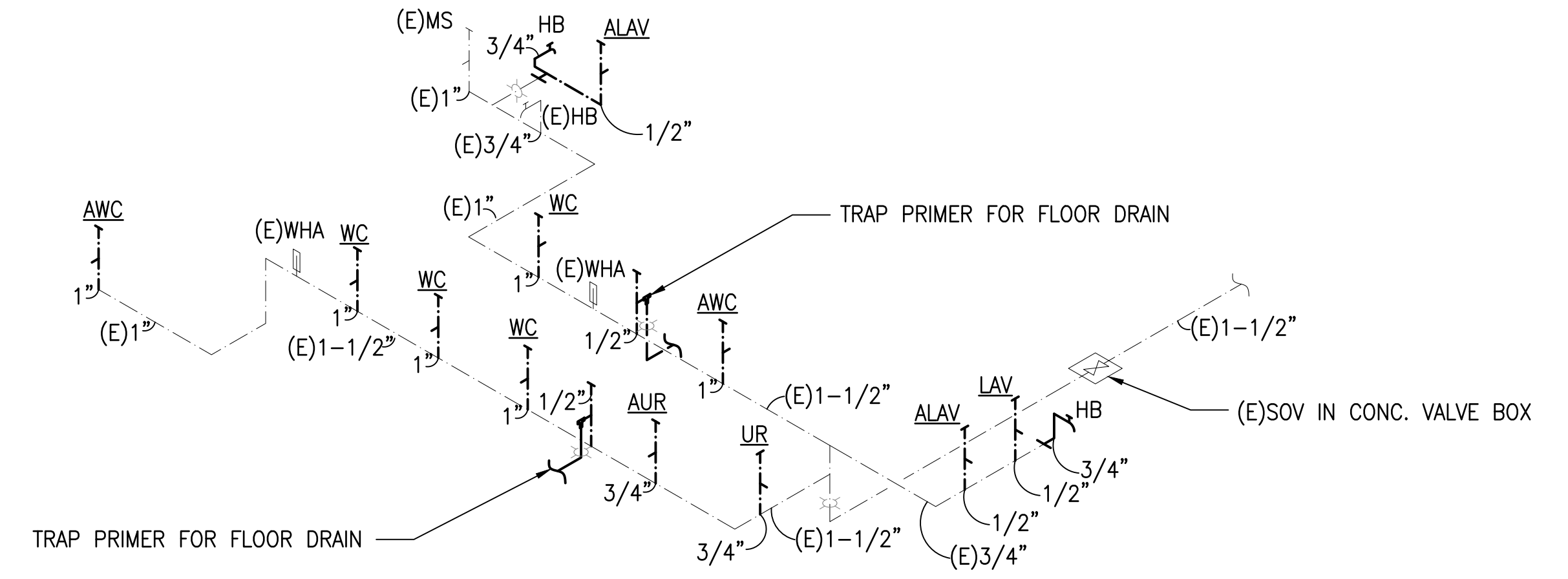
- (P1) PROVIDE NEW FLOOR MOUNTED FLUSH VALVE AWC COMPLETE. PROVIDE NEW SANITARY, VENT, AND CW PIPING AS REQUIRED. INSTALL AWC TO COMPLY WITH ADAAG 2010 SECTION 604 REQUIREMENTS. CONTRACTOR TO FIELD VERIFY. PATCH/REPAIR TO MATCH EXISTING.
- (P2) PROVIDE NEW ALAV COMPLETE. PROVIDE NEW SUPPLY STOPS, SUPPLY TUBING, TAIL-PIECE, P-TRAP, METERED MANUAL FAUCET, AND LAVATORY CARRIER. PROVIDE NEW SANITARY, VENT, CW PIPING AS REQUIRED. INSTALL IN ACCORDANCE WITH ADAAG SECTION 606 REQUIREMENTS. CONTRACTOR TO FIELD VERIFY. PATCH/REPAIR TO MATCH EXISTING.
- (P3) PROVIDE NEW AUR COMPLETE. PROVIDE NEW SANITARY, VENT, AND CW PIPING AS REQUIRED. INSTALL IN ACCORDANCE WITH ADAAG SECTION 605 REQUIREMENTS. CONTRACTOR TO FIELD VERIFY. PATCH/REPAIR TO MATCH EXISTING.
- (P4) PROVIDE NEW FLOOR MOUNTED FLUSH VALVE WC COMPLETE. PROVIDE NEW SANITARY, VENT, AND CW PIPING AS REQUIRED. CONTRACTOR TO FIELD VERIFY. PATCH/REPAIR TO MATCH EXISTING.
- (P5) PROVIDE NEW FD COMPLETE. PROVIDE NEW SANITARY PIPING AS REQUIRED. PROVIDE NEW CW PIPING TO CONNECT TO NEW TRAP PRIMER. CONTRACTOR TO FIELD VERIFY. PATCH/REPAIR TO MATCH EXISTING.
- (P6) PROVIDE NEW ACCESS PANEL FOR EXISTING WATER HAMMER ARRESTOR. CONTRACTOR TO FIELD VERIFY. PATCH/REPAIR TO MATCH EXISTING.



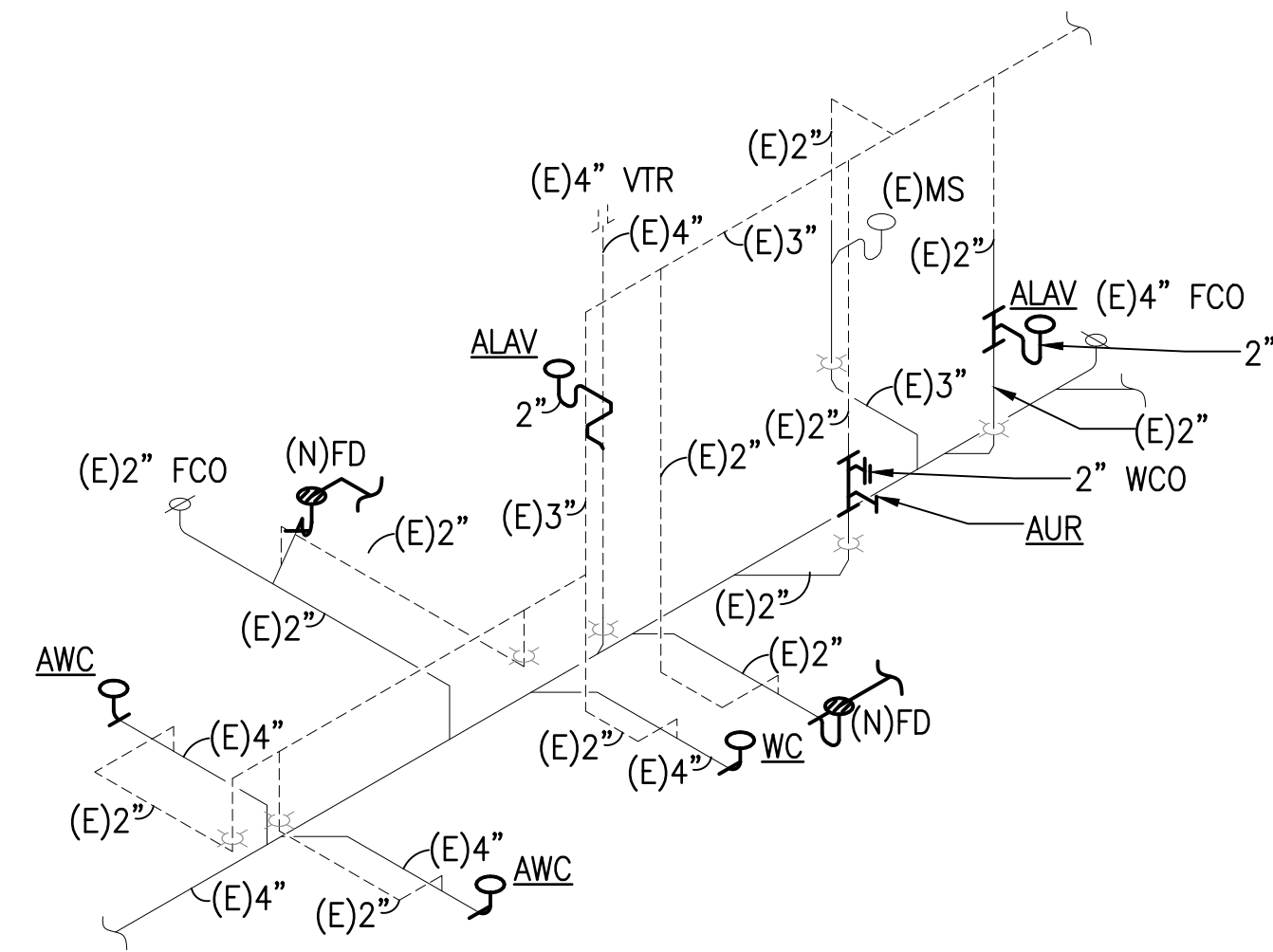
<p>THIS WORK WAS PREPARED BY ME OR UNDER MY SUPERVISION EXP 4-30-26</p> <p><i>Ross R. Tanaka</i> MECHANICAL ENTERPRISES, INC.</p>	REV	DATE	DESCRIPTION	BY	APPROVED
	<p>STATE OF HAWAII DEPARTMENT OF TRANSPORTATION HARBORS</p> <p>JOB TITLE KAHULUI HARBORS, PIER 1 - 2, REFURBISH COMFORT STATIONS, MAUI, HAWAII</p> <p>SHEET TITLE PIER 2 - YOUNG BROTHERS COMFORT STATION DEMO AND NEW PLUMBING PLAN</p>				
DESIGNED BY: MEI	JOB NUMBER				SHEET <b>M101</b>
DRAWN BY: MEI	S30246				
CHECKED BY: RRT	SCALE: AS SHOWN				
DATE: MARCH 2026	12 of 19 SHEETS				



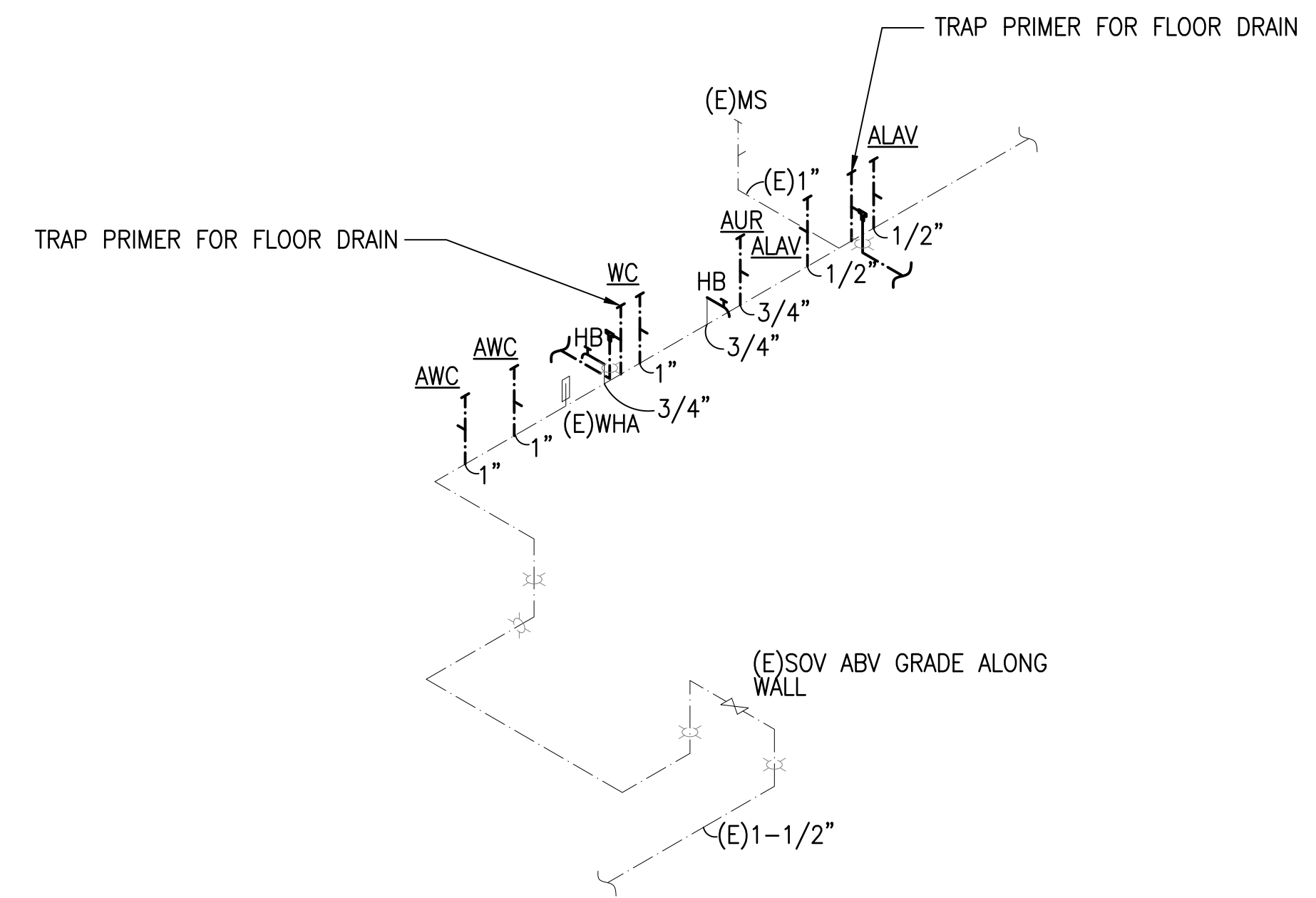
**1** **SANITARY DIAGRAM**  
 M200 SCALE: NTS PIER 1 - MAKAI COMFORT STATION




**2** **WATER DIAGRAM**  
 M200 SCALE: NTS PIER 1 - MAKAI COMFORT STATION



**3** **SANITARY DIAGRAM**  
 M200 SCALE: NTS PIER 2 - YOUNG BROTHERS COMFORT STATION



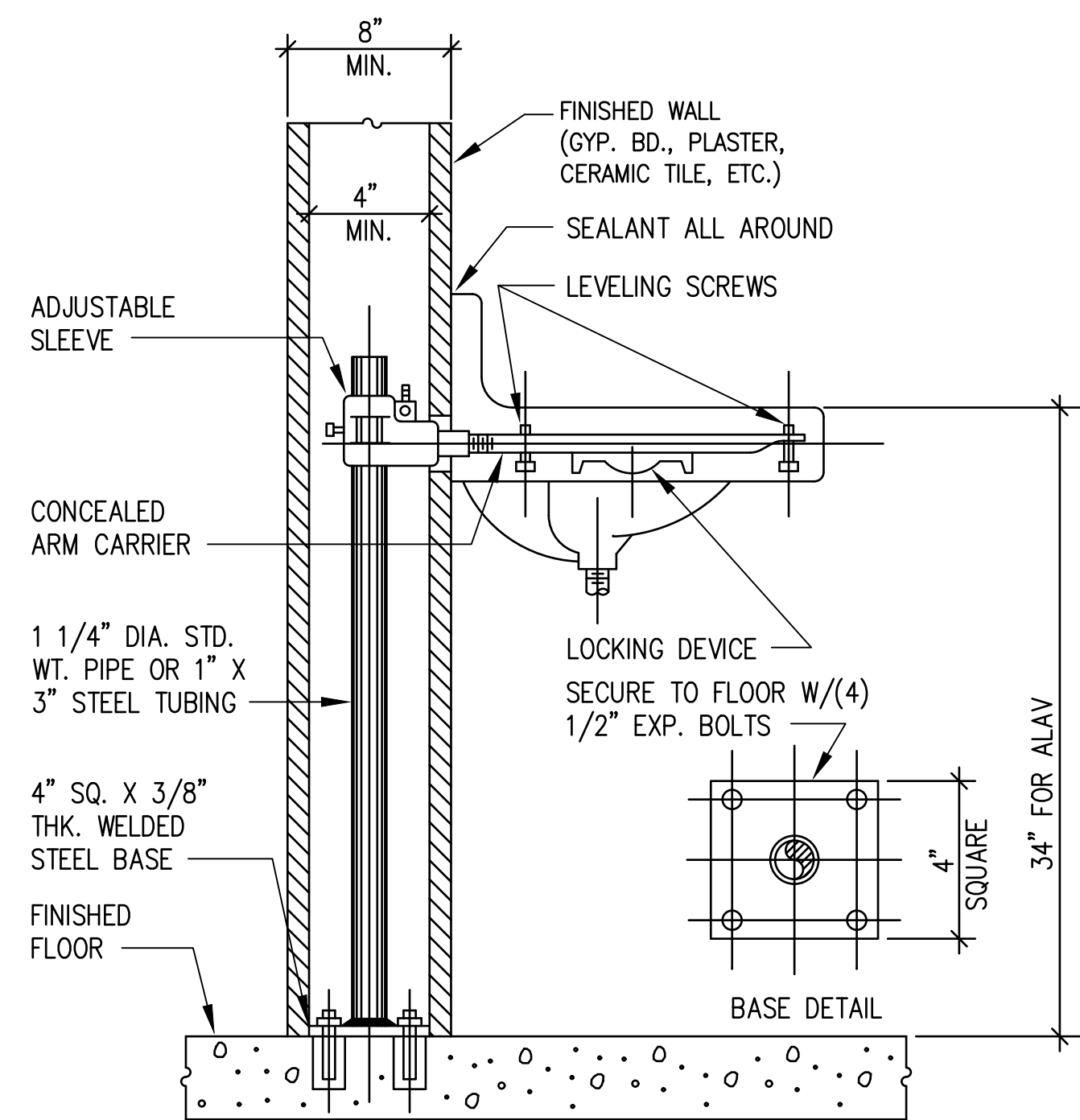
**4** **WATER DIAGRAM**  
 M200 SCALE: NTS PIER 2 - YOUNG BROTHERS COMFORT STATION



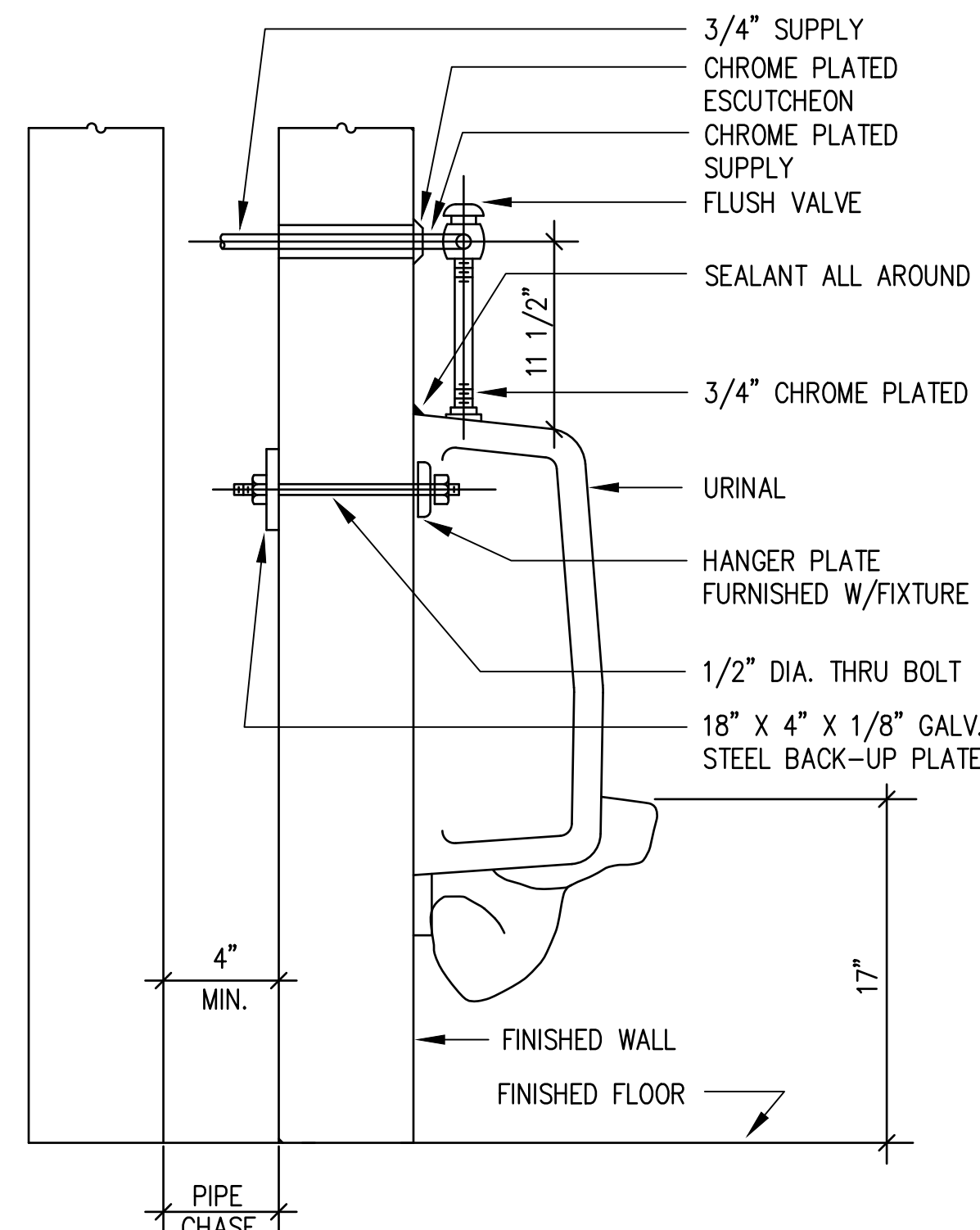
THIS WORK WAS PREPARED BY ME OR UNDER MY SUPERVISION EXP 4-30-26

*Ross R. Tanaka*  
 MECHANICAL ENTERPRISES, INC.

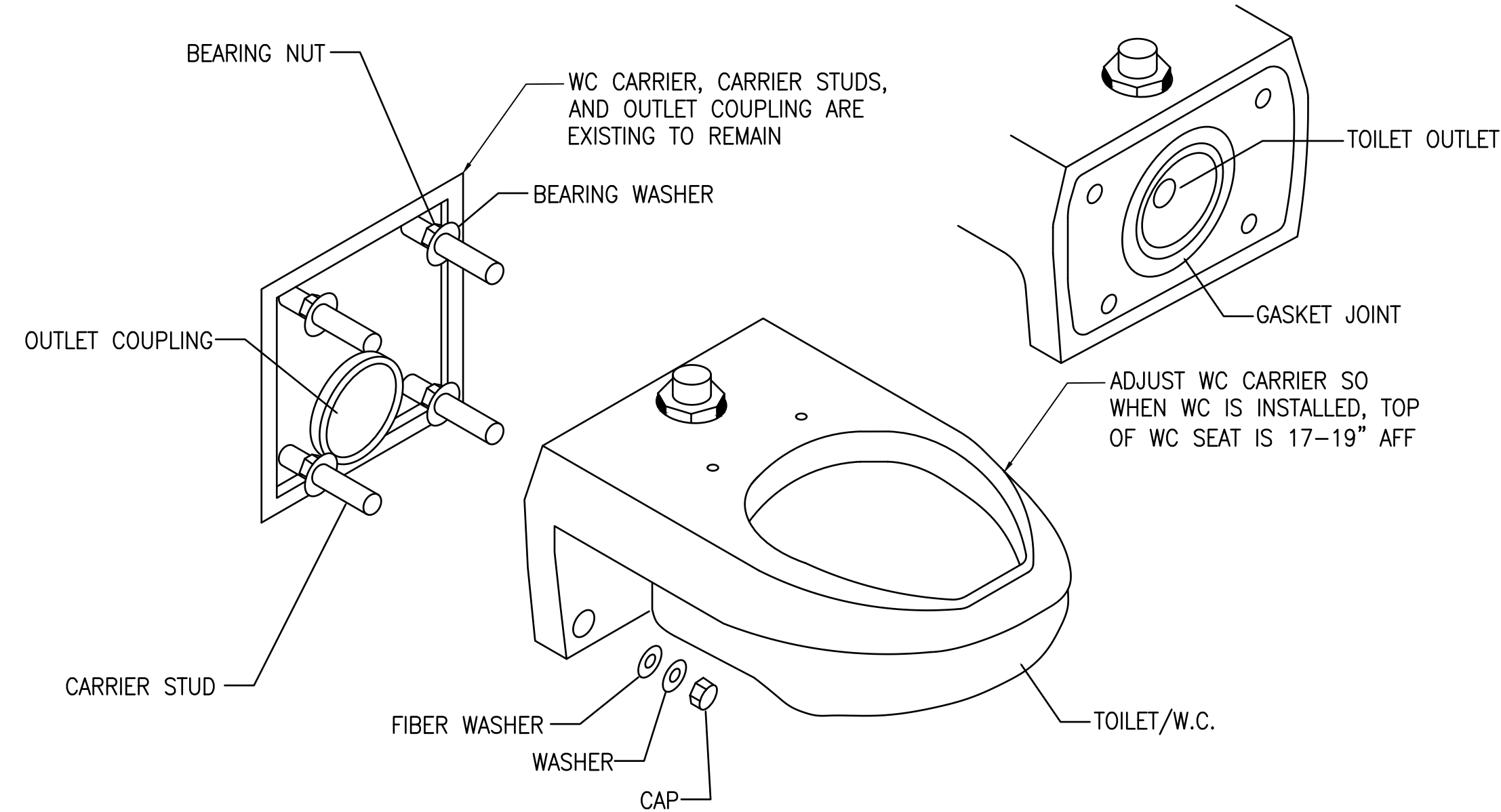
REV	DATE	DESCRIPTION	BY	APPROVED
STATE OF HAWAII DEPARTMENT OF TRANSPORTATION HARBORS				
JOB TITLE KAHULUI HARBORS, PIER 1 - 2, REFURBISH COMFORT STATIONS, MAUI, HAWAII				
SHEET TITLE PLUMBING DIAGRAMS				
DESIGNED BY:	MEI	JOB NUMBER		SHEET
DRAWN BY:	MEI	S30246		M200
CHECKED BY:	RRT			
DATE:	MARCH 2026	13 of 19 SHEETS		
SCALE:	AS SHOWN			



**1 TYPICAL LAVATORY- FLOOR SUPPORTED**  
M300 SCALE: NOT TO SCALE

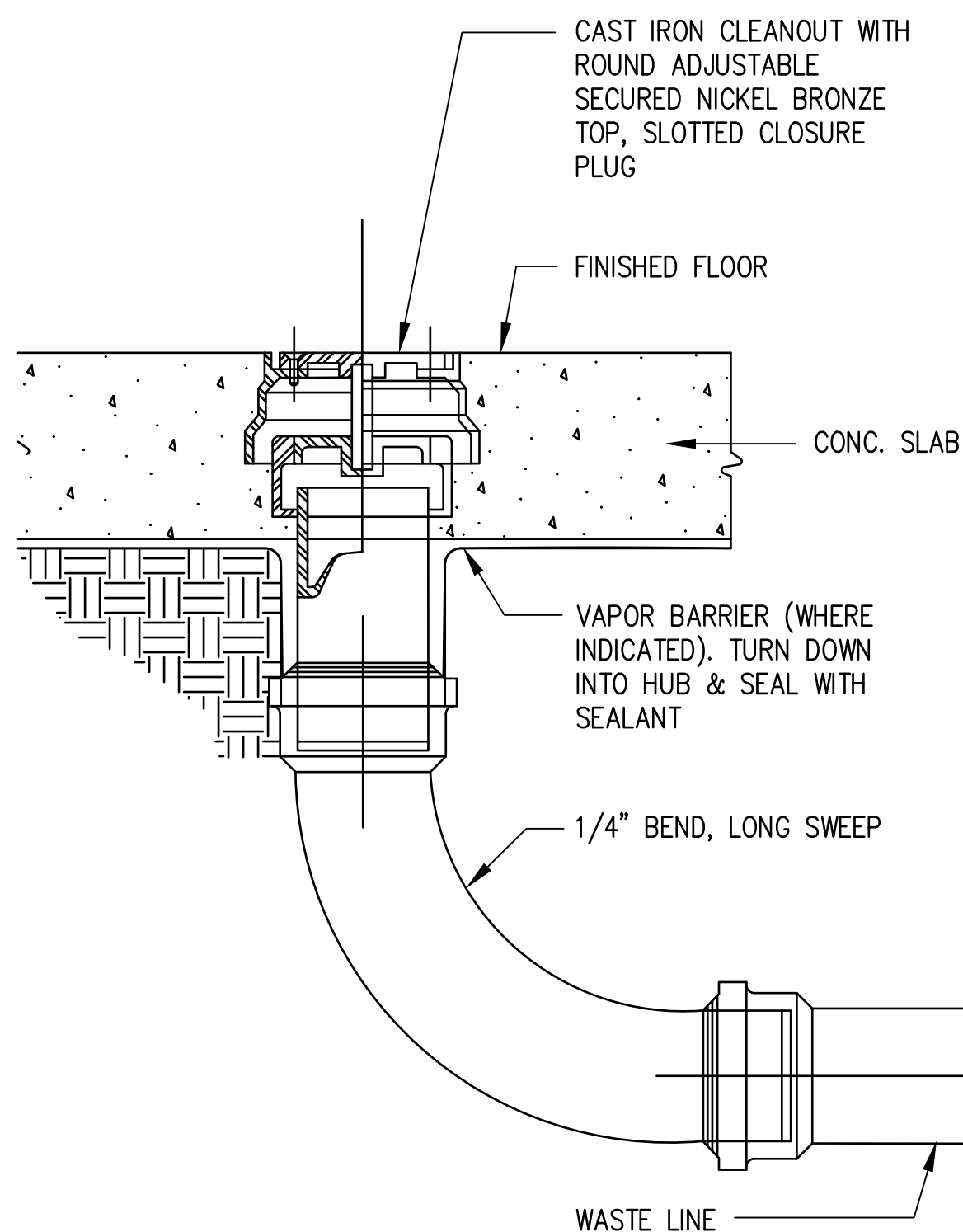


**2 WALL- HUNG URINAL DETAIL**  
M300 SCALE: NTS

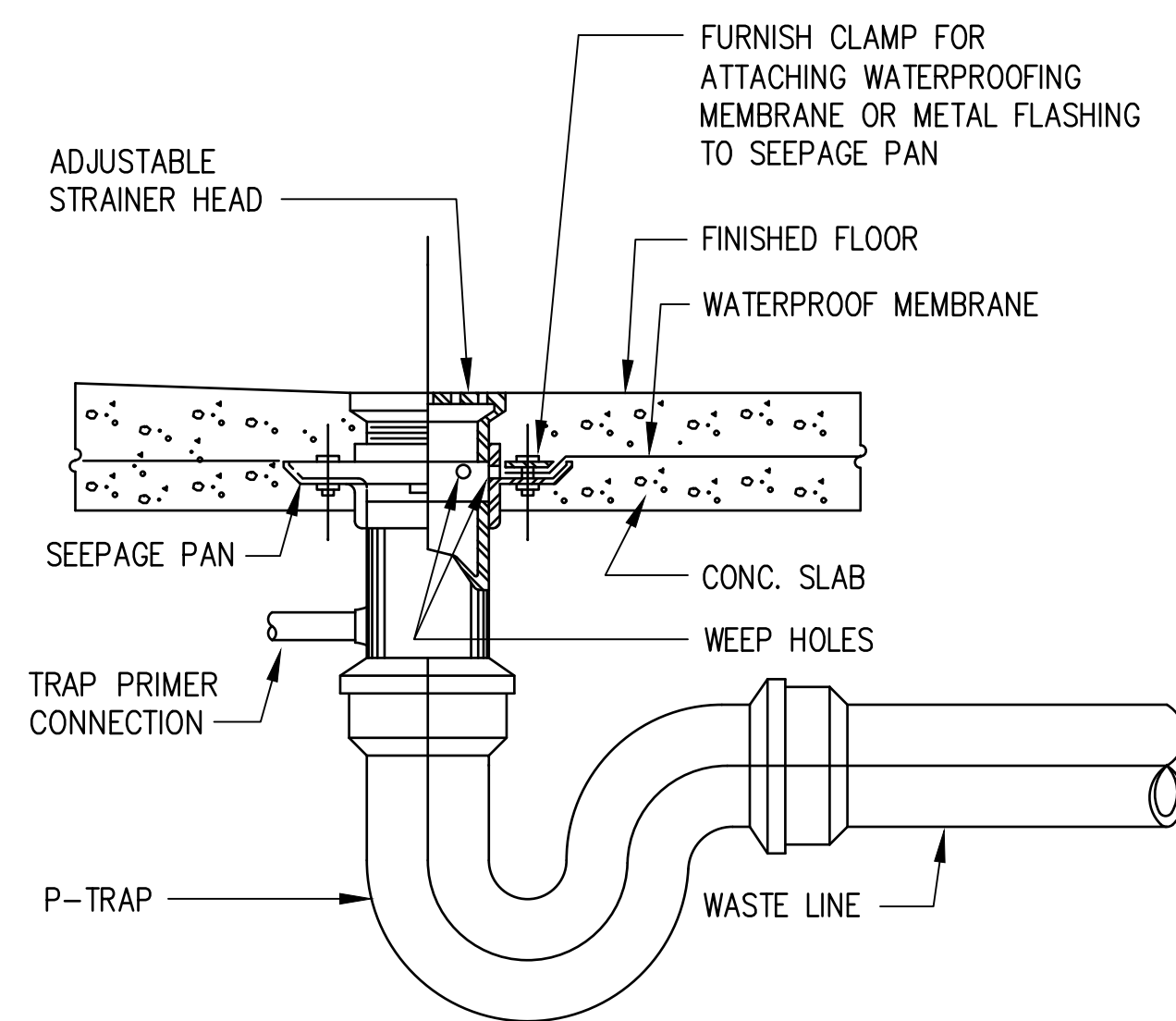


- NOTE:**
1. INSTALL A GASKET TO THE TOILET OUTLET ACCORDING TO THE GASKET MANUFACTURER'S INSTRUCTIONS.
  2. IF WC TO BE AN AWC, ADJUST WC CARRIER TO MEET ADAAG SECTION 604 REQUIREMENTS.
  3. MOUNT THE TOILET PER THE CARRIER MANUFACTURER'S INSTRUCTIONS.
  4. PROVIDE AND INSTALL A MATCHING FLOOR MOUNTED WALL SUPPORT FOR WALL MOUNTED WATER CLOSETS.
  5. INSTALL THE FLUSH VALVE ACCORDING TO THE FLUSH VALVE MANUFACTURER'S INSTRUCTIONS.
  6. FLUSH THE TOILET SEVERAL TIMES AND CHECK ALL CONNECTIONS FOR LEAKS.
  7. PERIODICALLY CHECK FOR LEAKS FOR SEVERAL DAYS FOLLOWING THE INSTALLATION.

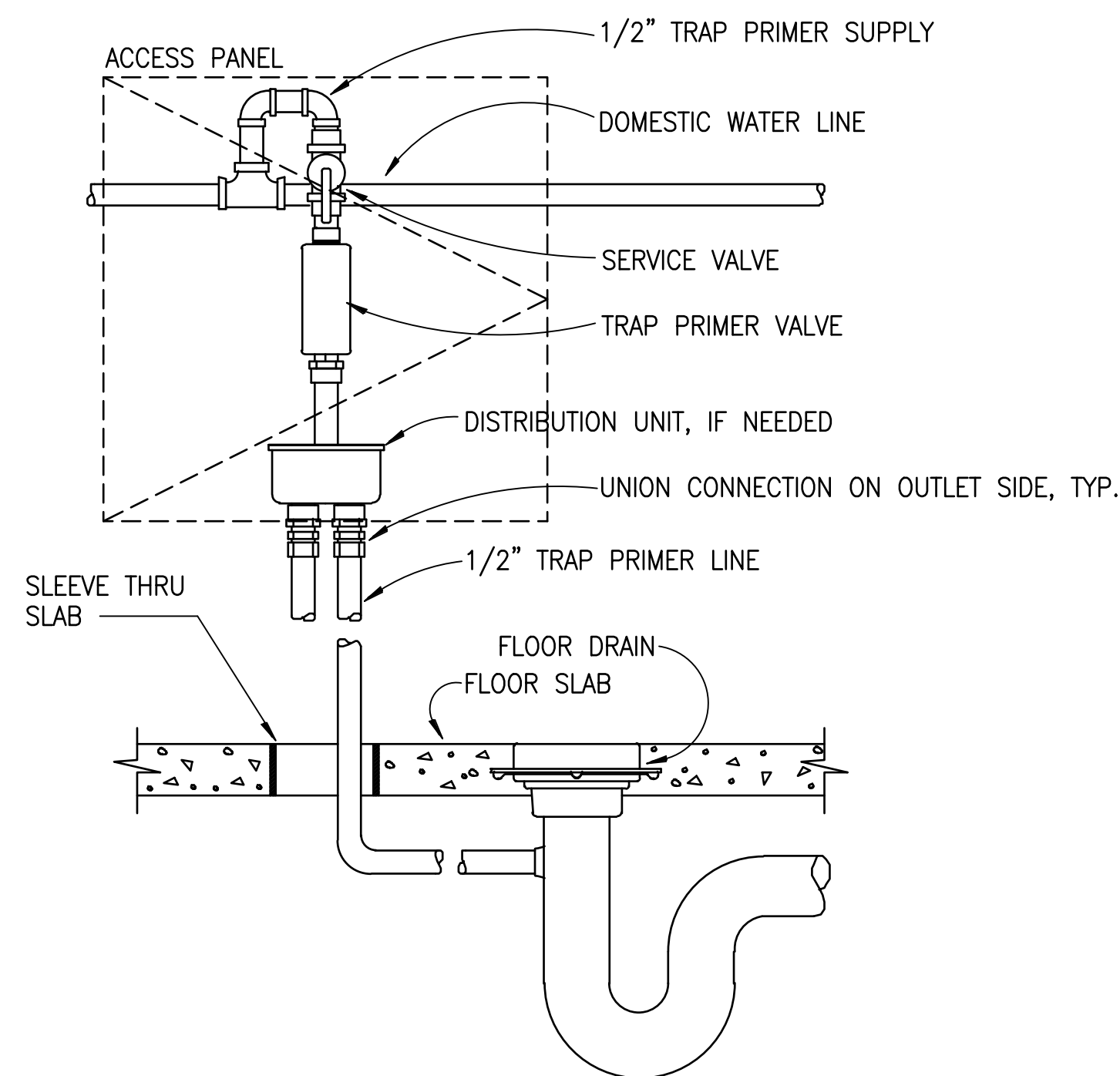
**3 WALL-HUNG WATER CLOSET DETAIL**  
M300 SCALE: NTS



**4 FLOOR CLEANOUT**  
M300 SCALE: NOT TO SCALE



**5 FLOOR DRAIN DETAIL**  
M300 NTS



**6 TRAP SEAL PRIMER DETAIL**  
M300 SCALE: NOT TO SCALE

	REV	DATE	DESCRIPTION	BY	APPROVED
	STATE OF HAWAII DEPARTMENT OF TRANSPORTATION HARBORS				
JOB TITLE KAHULUI HARBORS, PIER 1 - 2, REFURBISH COMFORT STATIONS, MAUI, HAWAII					
SHEET TITLE PLUMBING DETAILS					
DESIGNED BY: MEI					SHEET
DRAWN BY: MEI					M300
CHECKED BY: RRT					
DATE: MARCH 2026	JOB NUMBER				
SCALE: AS SHOWN	S30246				14 of 19 SHTS.

THIS WORK WAS PREPARED BY ME OR UNDER MY SUPERVISION EXP 4-30-26

*Ross R. Tanaka*  
MECHANICAL ENTERPRISES, INC.

## ELECTRICAL SYMBOL LIST

MOUNTING HEIGHT FROM FLOOR TO		(SPECIAL MOUNTING HEIGHTS INDICATED ON PLAN)		
TOP	Q	SYMBOL		DESCRIPTION
		EXISTING	NEW	
				LUMINAIRE, CEILING MOUNTED (NUMBER CORRESPONDS TO LUMINAIRE TYPE)
46"		⌘	⌘ <sup>a</sup>	LIGHT SWITCH, WALL MOUNTED, 1P20A, 120/277V, 1 HP MAX (LETTER INDICATES LUMINAIRE CONTROLLED)
				EXISTING RECEPTACLE
18"				DUPLEX RECEPTACLE, GFCI TYPE, NEMA 5-20R
				PANELBOARD
				ENCLOSED CIRCUIT BREAKER
				ELECTRICAL EQUIPMENT
				PHOTOCELL
				JUNCTION BOX, SMALL, WALL MOUNTED
				JUNCTION BOX, LARGE, WALL MOUNTED
				JUNCTION BOX, SMALL, HORIZONTALLY MOUNTED
				JUNCTION BOX, LARGE, HORIZONTALLY MOUNTED
				HOMERUN ARROW TO PANELBOARD. LETTER INDICATES PANELBOARD, NUMBERS INDICATES CIRCUITS, HASHMARKS INDICATE QUANTITY OF CURRENT-CARRYING WIRES WITHIN, NO HASHMARKS INDICATE 2 CURRENT-CARRYING WIRES WITHIN
				CONCEALED CONDUIT IN CEILING OR WALLS
				SURFACE MOUNTED RACEWAY, PROVIDE STRAP AT 8'-0" ON CENTER MAXIMUM, HASHMARKS INDICATE QUANTITY OF CURRENT-CARRYING WIRES WITHIN, NO HASHMARKS INDICATE 2 CURRENT-CARRYING WIRES WITHIN
				UNDERGROUND DUCT LINE
			GND	GROUND
			JB	JUNCTION BOX
			KVA	KILOVOLT-AMPERE
			WP	WEATHERPROOF
			+42"	DENOTES 42" ABOVE FINISHED FLOOR OR GRADE
			X	DENOTES DEMOLITION/REMOVAL

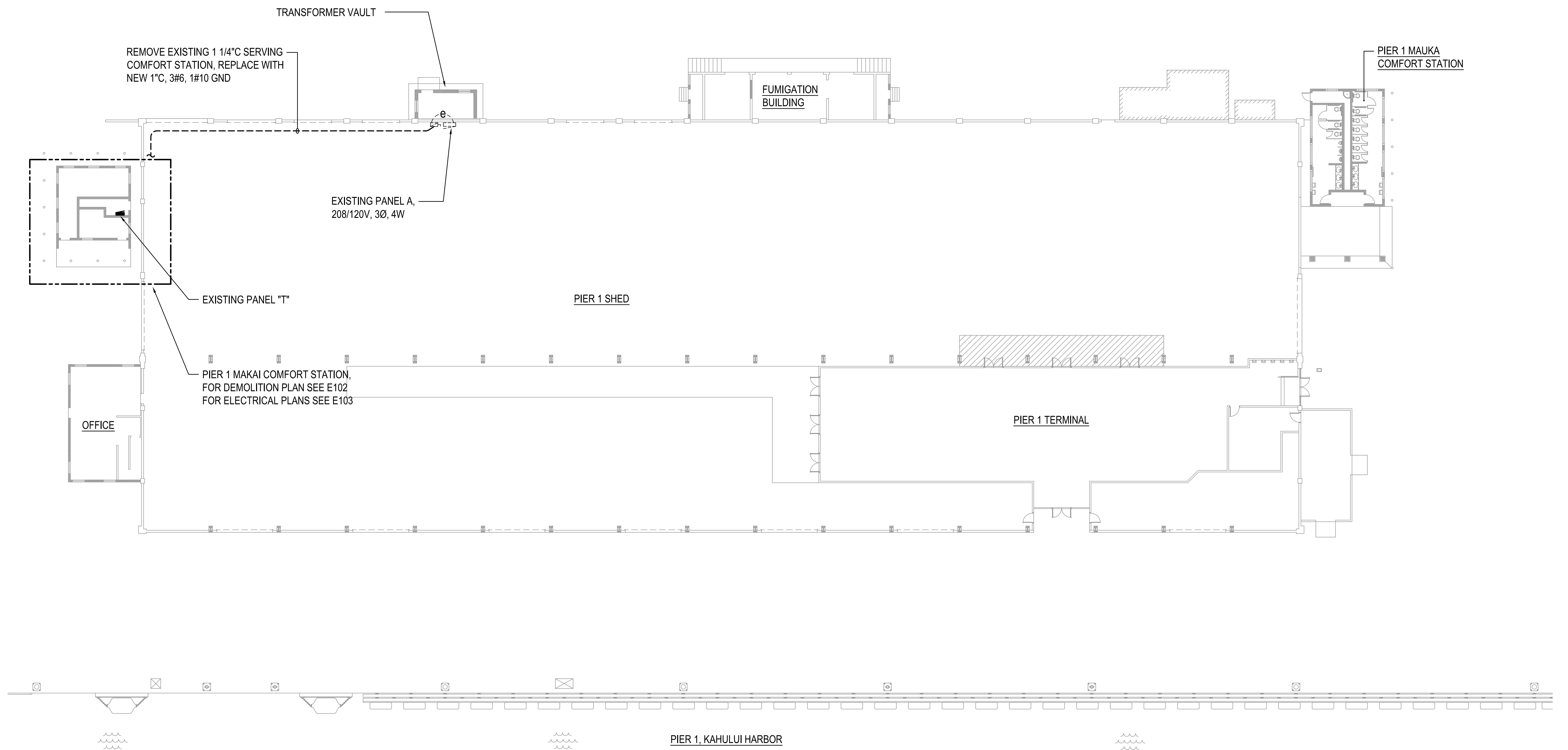
## GENERAL ELECTRICAL NOTES:

1. ALL WORK SHALL COMPLY WITH THE NATIONAL ELECTRICAL CODE (NEC), AND THE NATIONAL ELECTRICAL SAFETY CODE. CONSTRUCTION PRACTICES SHALL CONFORM TO THE LATEST EDITION OF AMERICAN ELECTRICIANS' HANDBOOK BY CROFT, AND APPLICABLE INSTRUCTIONS OF MANUFACTURERS OF EQUIPMENT AND MATERIAL SUPPLIED FOR THIS PROJECT.
2. THE DRAWINGS DO NOT REFLECT ALL THE EXISTING CONDITIONS THAT MAY BE ENCOUNTERED DURING CONSTRUCTION. VISIT THE PROJECT SITE AND BECOME FAMILIAR WITH THE EXISTING CONDITIONS, THE EXTENT OF ANY DEMOLITION, RELOCATION, RECONNECTION, AND THE NEW WORK PRIOR TO THE START OF ON-SITE CONSTRUCTION ACTIVITIES. REPORT ANY DISCREPANCIES AND/OR DIFFERENCES BETWEEN THE EXISTING CONDITIONS AND THE CONSTRUCTION DOCUMENTS TO THE STATE. RESOLVE ALL DISCREPANCIES AND QUESTIONS PRIOR TO THE START OF WORK. BID SUBMISSION SHALL BE CONSIDERED AS EVIDENCE THAT THE CONTRACTOR HAS VISITED THE SITE AND RESOLVED ALL DISCREPANCIES AND QUESTIONS AND NO EXTRA PAYMENT WILL BE AUTHORIZED FOR WORK REQUIRED BY THE CONTRACTOR'S FAILURE TO DO SO.
3. EXISTING DEVICE LOCATIONS, CIRCUIT ASSIGNMENTS, WIRING CONNECTIONS, AND CONDUIT RUNS INDICATED WERE DERIVED FROM AVAILABLE REFERENCE DOCUMENTS AND LIMITED FIELD INVESTIGATION. FIELD VERIFY ALL EXISTING CONDITIONS AND MAKE ANY NECESSARY ADJUSTMENTS TO SATISFY THE INTENT OF THE DRAWINGS AND SPECIFICATIONS.
4. RE-ROUTE ALL EXISTING CONDUIT, WIRING AND CABLING TO REMAIN WITHIN THE PROJECT AREA AS NECESSARY TO FACILITATE THE REMOVAL OF EXISTING EQUIPMENT AS WELL AS THE INSTALLATION OF ALL NEW EQUIPMENT. REMOVE AND RE-INSTALL ELECTRICAL EQUIPMENT, INCLUDING LIGHTS, TO REMAIN AS REQUIRED.
5. THE CONTRACTOR AGREES THAT HE SHALL ASSUME SOLE AND COMPLETE RESPONSIBILITY FOR THE JOB SITE CONDITIONS DURING THE COURSE OF CONSTRUCTION OF THIS PROJECT, INCLUDING THE SAFETY OF ALL PERSONS AND PROPERTY; THAT THIS REQUIREMENT SHALL APPLY CONTINUOUSLY AND NOT BE LIMITED TO NORMAL WORKING HOURS.
6. WORK INCIDENTAL TO THE CONTRACT AND NECESSARY TO COMPLETE THE PROJECT, ALTHOUGH NOT SPECIFICALLY REFERRED TO IN THE CONTRACT DOCUMENTS, SHALL BE FURNISHED AND PERFORMED BY THE CONTRACTOR AT NO ADDITIONAL COST TO THE PROJECT.
7. THE LOCATION OF THE ELECTRICAL APPARATUS AND DEVICES ARE APPROXIMATE AND BEFORE INSTALLING, STUDY THE ARCHITECTURAL AND MECHANICAL DETAILS AND MAKE INSTALLATION IN THE MOST LOGICAL MANNER. ANY PIECE OF EQUIPMENT/DEVICE MAY BE RELOCATED WITHIN 10' BEFORE INSTALLATION AT THE DIRECTION OF THE HARBORS CONSTRUCTION ENGINEER WITHOUT ADDITIONAL CHARGE TO THE PROJECT.
8. SHOULD PROJECT CONDITIONS REQUIRE REARRANGEMENT OF THE PROJECT'S WORK, THE CONTRACTOR SHALL MARK SUCH CHANGES ON THE AS-BUILT DRAWINGS. IF THESE CHANGES REQUIRE AN ALTERNATE METHOD TO THOSE SPECIFIED IN THE CONTRACT DOCUMENTS, THE CONTRACTOR SHALL SUBMIT DRAWINGS TO REFLECT THE PROPOSED ALTERNATE METHODS TO THE HARBORS CONSTRUCTION ENGINEER FOR REVIEW AND APPROVAL. THE CONTRACTOR SHALL NOT PROCEED UNTIL APPROVAL IS OBTAINED. REARRANGEMENT OF WORK FOR THE PURPOSE OF COORDINATION SHALL NOT BE CONSIDERED AN ITEM FOR EXTRA COST.
9. MAINTAIN CONTINUITY OF ALL CIRCUITS THAT PASS THROUGH THE PROJECT LIMITS AND SERVE OTHER AREAS OR EQUIPMENT INDICATED TO REMAIN. PROVIDE NEW JUNCTION BOXES, CONDUITS & WIRING, AND THE LABOR REQUIRED TO FACILITATE SAID CONTINUITY. BOXES, CONDUITS AND WIRING SHALL BE IN ACCORDANCE WITH THE NEC.
10. AN ADHESIVE VINYL NAMEPLATE SHALL BE PROVIDED FOR ALL SWITCHES, RECEPTACLES, AND MISCELLANEOUS DEVICES REQUIRING POWER. THE NAMEPLATE SHALL INDICATE THE PANELBOARD SERVING THE DEVICE AND THE CORRESPONDING CIRCUIT ASSIGNMENT. LETTERING SHALL BE A MINIMUM OF 1/4" HIGH. UTILIZE BROTHER "P-TOUCH" LABEL MAKER OR APPROVED SUBSTITUTE.
11. A GREEN, EQUIPMENT GROUND CONDUCTOR SIZED IN ACCORDANCE WITH THE NEC ARTICLE 250 SHALL BE INSTALLED IN ALL FEEDER AND BRANCH CIRCUITS WHETHER INDICATED ON CONTRACT DRAWINGS OR NOT.
12. DO NOT USE A COMMON NEUTRAL FOR MULTIPLE BRANCH CIRCUITS INSTALLED IN A COMMON CONDUIT. PROVIDE A DEDICATED NEUTRAL FOR EACH INDIVIDUAL CIRCUIT. WHERE MULTIPLE DEDICATED NEUTRALS ARE INSTALLED IN A COMMON CONDUIT, PROVIDE COLOR CODING OF THE DIFFERENT NEUTRAL CONDUCTORS IN ACCORDANCE WITH NEC ARTICLE 200.6 (WHITE, GRAY, THREE CONTINUOUS WHITE OR GRAY STRIPES, ETC.).
13. ALL PANELBOARDS SHALL BE PERMANENTLY MARKED TO INDICATE THE DEVICE OR EQUIPMENT WHERE THE FEEDER ORIGINATES IN ACCORDANCE WITH NEC ARTICLE 408.4(B). THE LABEL SHALL BE AN ENGRAVED PLASTIC NAMEPLATE PERMANENTLY AFFIXED TO THE ENCLOSURE.
14. PANELBOARDS SHALL BE FIELD OR FACTORY MARKED TO WARN QUALIFIED PERSONS OF POTENTIAL ELECTRICAL ARC FLASH HAZARDS IN ACCORDANCE WITH NEC ARTICLE 110.16(A). THE MARKING SHALL MEET THE REQUIREMENTS OF NEC ARTICLE 110.21(B) AND SHALL BE LOCATED SO AS TO BE CLEARLY VISIBLE TO QUALIFIED PERSONS BEFORE EXAMINATION, ADJUSTMENT, SERVICING, OR MAINTENANCE OF THE EQUIPMENT.
15. ALL EXISTING ELECTRICAL EQUIPMENT AND FACILITIES NOT SCHEDULED FOR DEMOLITION SHALL REMAIN OPERATIONAL DURING CONSTRUCTION. CONTRACTOR SHALL MINIMIZE OUTAGES AND COORDINATE WITH THE HARBORS CONSTRUCTION ENGINEER, HARBORS MAUI DISTRICT AND ALL USERS AND TENANTS AT LEAST TWO WEEKS PRIOR TO ALL OUTAGES.

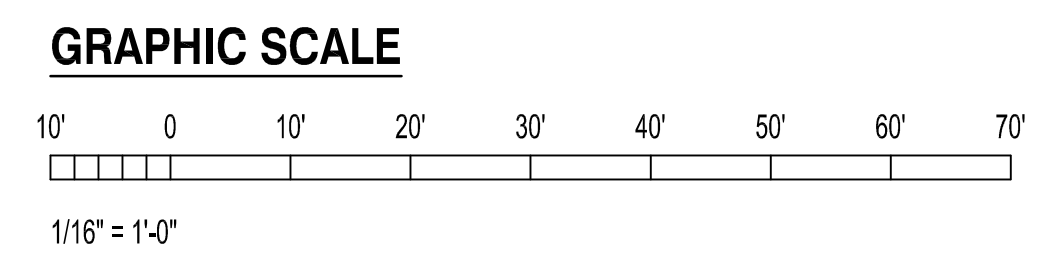
## LUMINAIRE SCHEDULE

TYPE	DESCRIPTION	LAMPS
<b>1</b>	LED, GASKETED INDUSTRIAL, SURFACE MOUNTED, FIBERGLASS HOUSING, FROSTED POLYCARBONATE LENS, WHITE POLYESTER POWDER COAT, STAINLESS STEEL LATCHES, 4,000 NOMINAL LUMENS, 4' LENGTH, 8" MAXIMUM DEPTH, 80 CRI, 120V DRIVER, NEMA 4X, IP65, IP66, AND IP67 RATED  H.E. WILLIAMS #96-4-L40-8-35-PCFR-DRV-UNV OR APPROVED EQUIVALENT	30W 3500K

<p style="font-size: small;">THIS WORK WAS PREPARED BY ME OR UNDER MY SUPERVISION EXP 4-30-28</p> <p style="font-size: x-small;"><i>Michele N. Addlett</i> COFFMAN ENGINEERS</p>	REV	DATE	DESCRIPTION	BY	APPROVED
	STATE OF HAWAII <b>DEPARTMENT OF TRANSPORTATION HARBORS</b>				
	JOB TITLE <b>KAHULUI HARBORS, PIER 1 - 2, REFURBISH COMFORT STATIONS, MAUI, HAWAII</b>				
	SHEET TITLE <b>ELECTRICAL SYMBOL LIST AND GENERAL NOTES</b>				
DESIGNED BY: JC				SHEET	
DRAWN BY: OL				<b>E001</b>	
CHECKED BY: MA				JOB NUMBER	
DATE: MARCH 2026	<b>S30246</b>			15 of 19 SHEETS	
SCALE: AS SHOWN					



**1**  
**E101** **PIER 1 - SHED ELECTRICAL PLAN**  
SCALE: 1/16" = 1'-0"

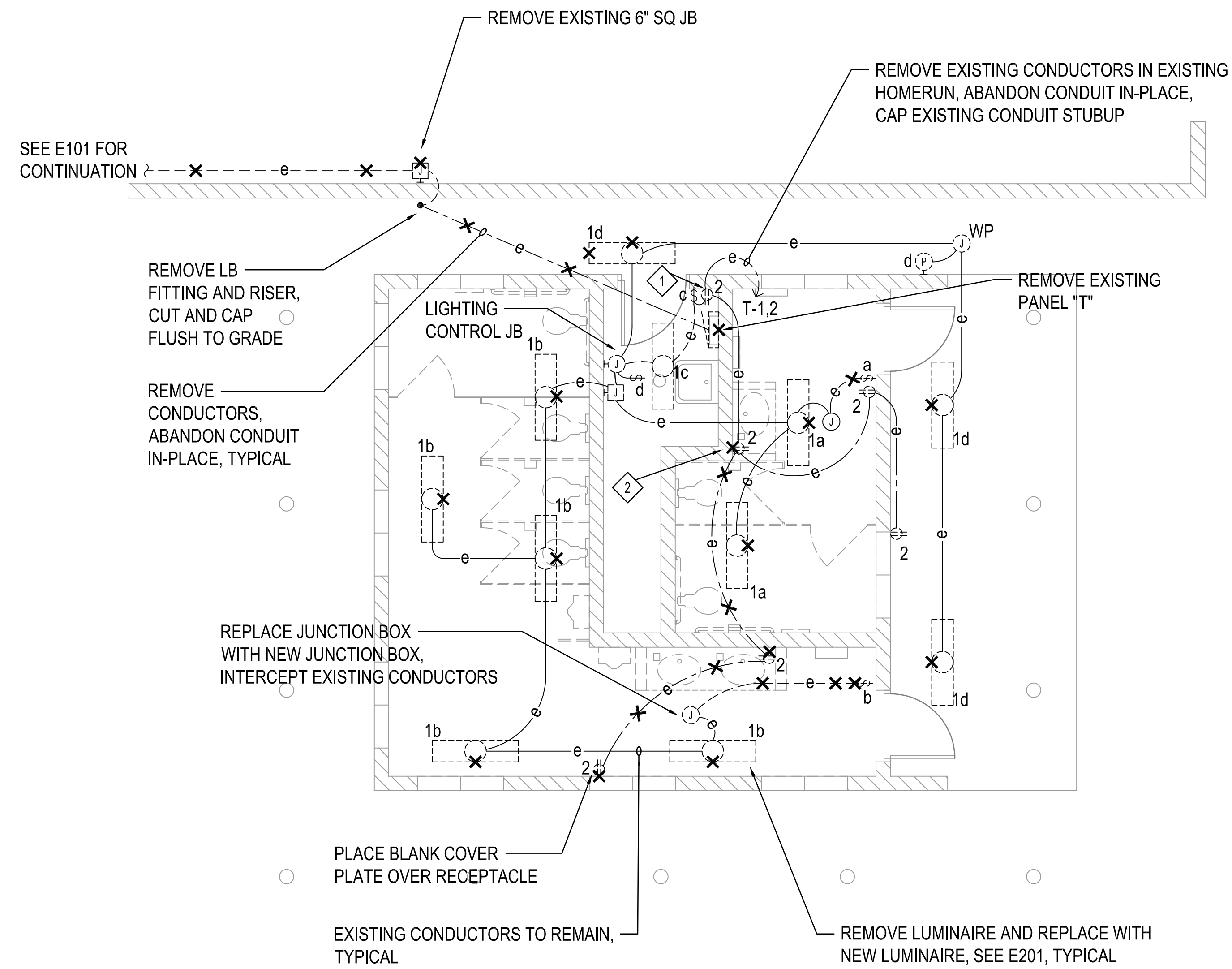


MICHELE N. ADDARIO  
LICENSED PROFESSIONAL ENGINEER  
No. 10017-E  
HAWAII U.S.A.

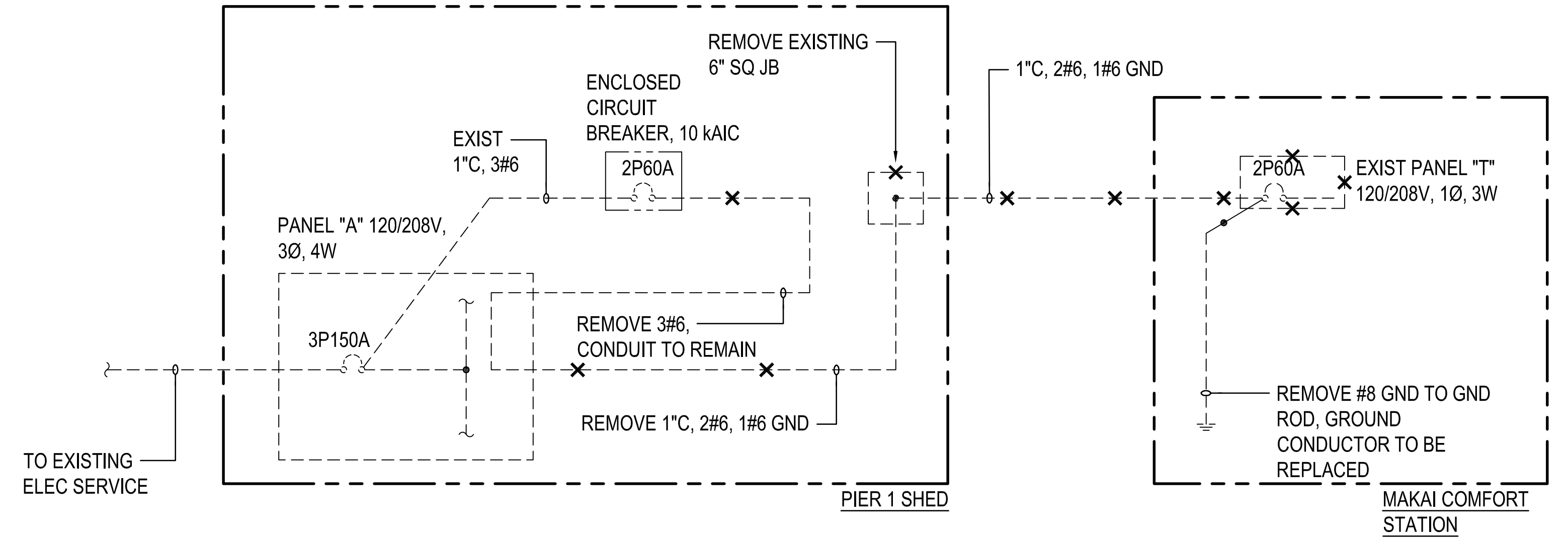
THIS WORK WAS PREPARED BY ME OR UNDER MY SUPERVISION  
EXP 4-30-28

*Michele N. Addario*  
COFFMAN ENGINEERS

REV	DATE	DESCRIPTION	BY	APPROVED
STATE OF HAWAII DEPARTMENT OF TRANSPORTATION HARBORS				
JOB TITLE KAHULUI HARBORS, PIER 1 - 2, REFURBISH COMFORT STATIONS, MAUI, HAWAII				
SHEET TITLE PIER 1 - SHED ELECTRICAL PLAN				
DESIGNED BY:	JC			SHEET
DRAWN BY:	OL			<b>E101</b>
CHECKED BY:	MA			
DATE:	MARCH 2026	JOB NUMBER		
SCALE:	AS SHOWN	<b>S30246</b>		



**1 PIER 1 - MAKAI COMFORT STATION ELECTRICAL DEMOLITION PLAN**  
 SCALE: 1/4" = 1'-0"

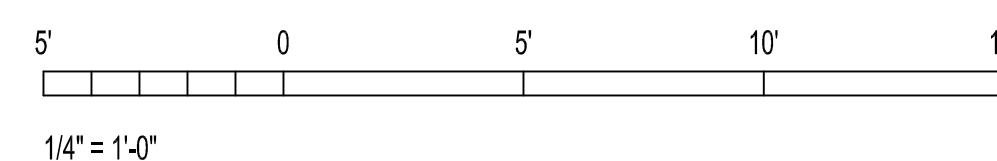


**2 PIER 1 - MAKAI COMFORT STATION ONE-LINE DEMOLITION DIAGRAM**  
 NO SCALE

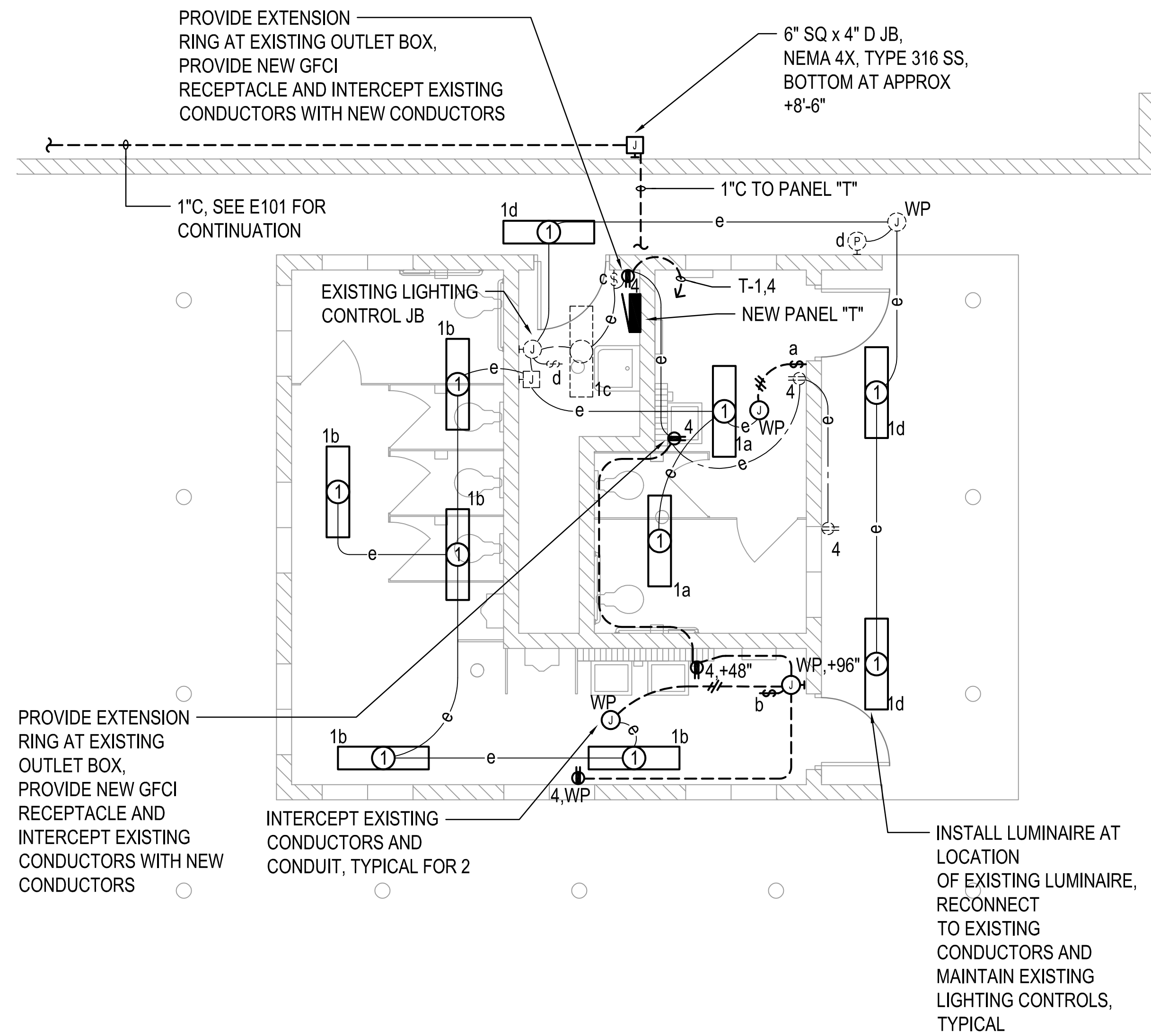
**NOTES:**

- 1 REMOVE WIRING DEVICE IN EXISTING OUTLET BOX. REMOVE CONDUCTORS BETWEEN OUTLET BOX AND PANEL. EXTENSION RING TO BE PROVIDED OVER FLUSH-MOUNTED OUTLET BOX, SEE E103.
- 2 REMOVE WIRING DEVICE IN EXISTING OUTLET BOX. EXTENSION RING TO BE PROVIDED OVER FLUSH-MOUNTED OUTLET BOX, SEE E103.

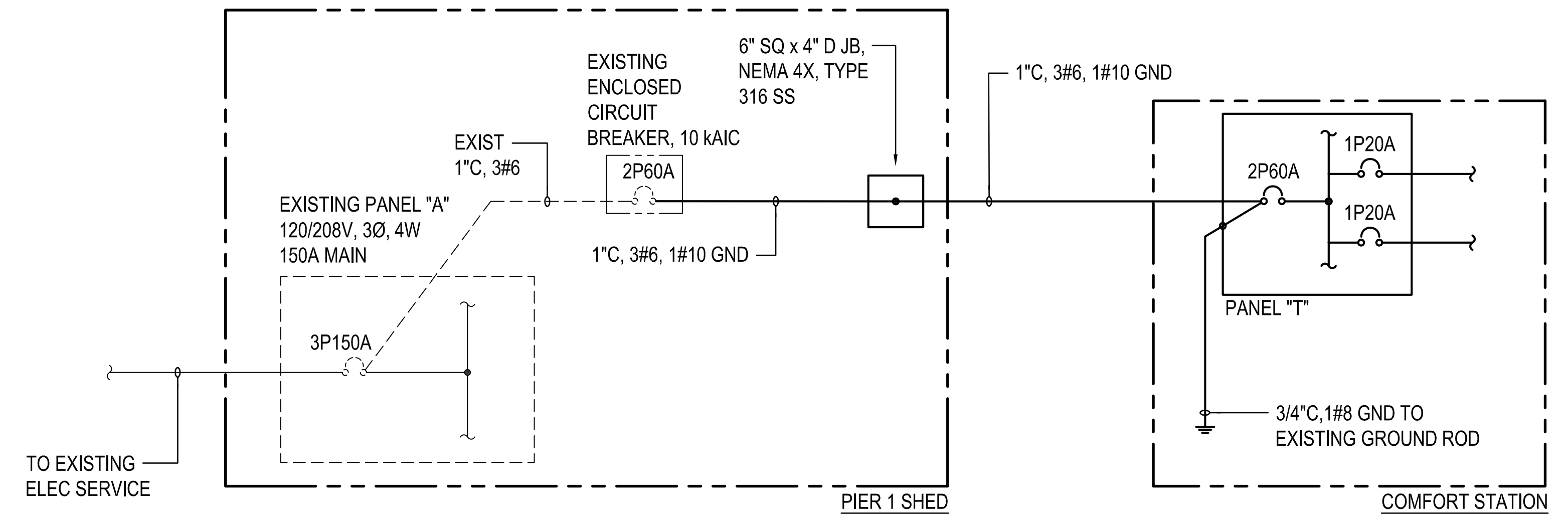
**GRAPHIC SCALE**



	REV	DATE	DESCRIPTION	BY	APPROVED
	STATE OF HAWAII DEPARTMENT OF TRANSPORTATION HARBORS				
JOB TITLE <b>KAHULUI HARBORS, PIER 1 - 2,          REFURBISH COMFORT STATIONS,          MAUI, HAWAII</b>					
SHEET TITLE <b>PIER 1 - MAKAI COMFORT STATION ELECTRICAL DEMO PLAN</b>					
DESIGNED BY: JC	JOB NUMBER				SHEET
DRAWN BY: OL	S30246				<b>E102</b>
CHECKED BY: MA					
DATE: MARCH 2026	SCALE: AS SHOWN				17 OF 19 SHEETS




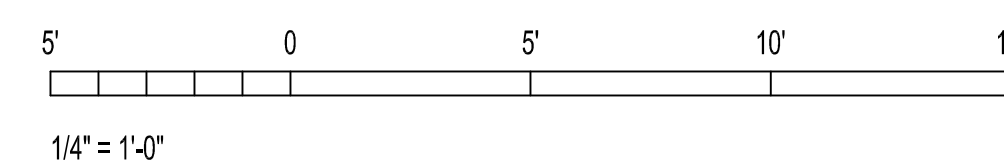
**1 PIER 1 - MAKAI COMFORT STATION ELECTRICAL PLAN**  
 E103 SCALE: 1/4" = 1'-0"



**2 PIER 1 - MAKAI COMFORT STATION ONE-LINE DIAGRAM**  
 E103 NO SCALE

WIRE SIZE (AWG)		PANEL T						WIRE SIZE (AWG)	
		120/208 VOLTS, 1 PHASE, 3 WIRE 2P60A AMP MAIN NEMA 4X, TYPE 316 SS ENCLOSURE							
		MIN AIC: 10,000 MOUNTING: SURFACE							
CKT NO	USE	CKT BKR		CONN LOAD (KVA)		CKT BKR		USE	CKT NO
		POLE	AMP	PHASE A	PHASE B	AMP	POLE		
12	1	LIGHTS, TOILETS	1	20	0.3	-	20	1	2
-	3	SPARE	1	20	-	1.2	20	1	4
-	5	PFB	-	-	-	-	-	-	6
-	7	PFB	-	-	-	-	-	-	8
-	9	PFB	-	-	-	-	-	-	10
-	11	PFB	-	-	-	-	-	-	12
-	13	PFB	-	-	-	-	-	-	14
-	15	PFB	-	-	-	-	-	-	16
-	17	PFB	-	-	-	-	-	-	18
-	19	PFB	-	-	-	-	-	-	20
-	21	PFB	-	-	-	-	-	-	22
-	23	PFB	-	-	-	-	-	-	24
-	25	PFB	-	-	-	-	-	-	26
-	27	PFB	-	-	-	-	-	-	28
		CONNECTED LOAD/PHASE		0.3	1.2				
		TOTAL CONNECTED LOAD		1.5 KVA					
		DEMAND FACTOR		1					
		TOTAL DEMAND LOAD		1.5 KVA =	7.3 AMPS				

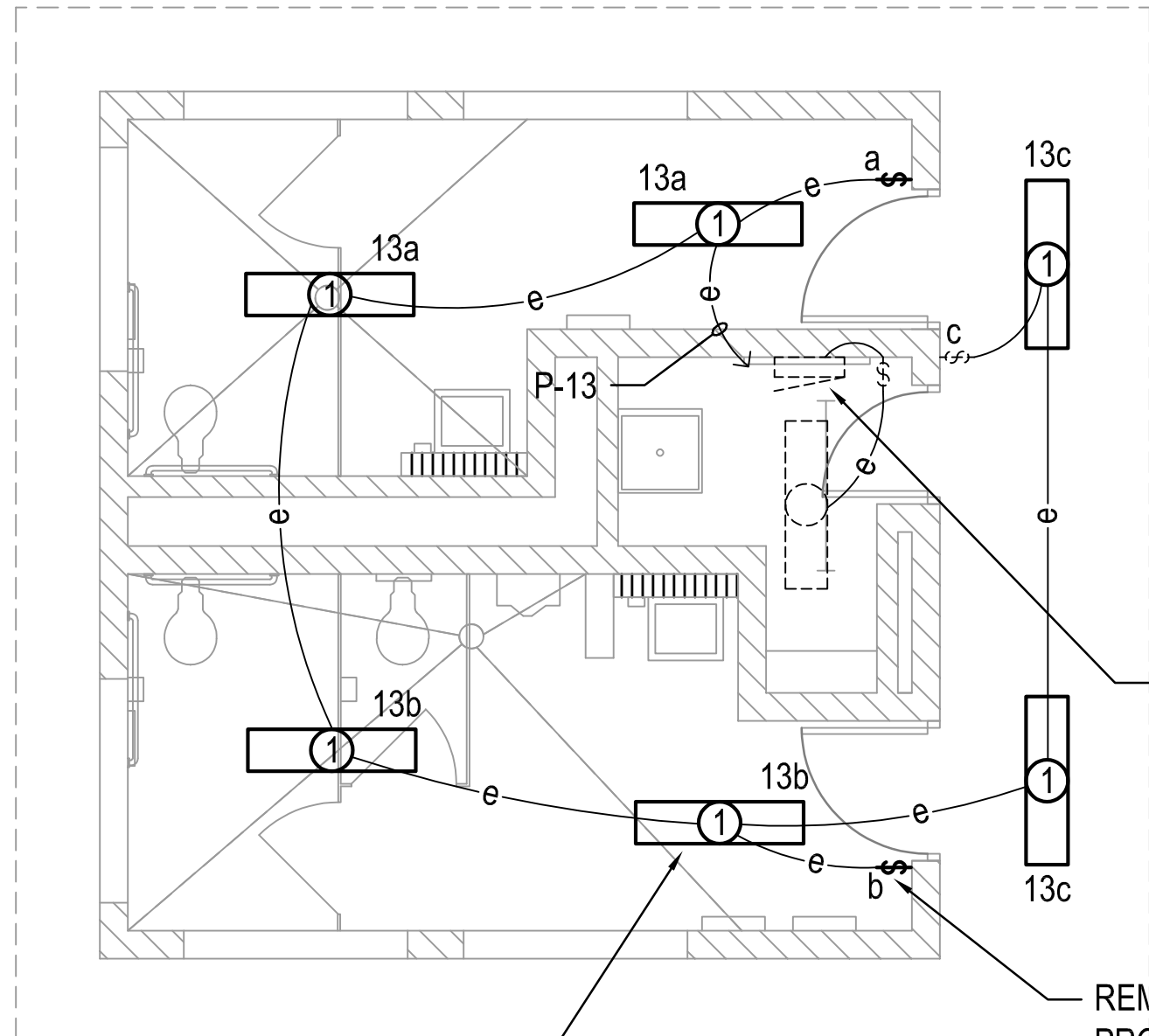
**GRAPHIC SCALE**



THIS WORK WAS PREPARED BY ME OR UNDER MY SUPERVISION  
 EXP 4-30-28

*Michele N. Adolph*  
 COFFMAN ENGINEERS

REV	DATE	DESCRIPTION	BY	APPROVED
STATE OF HAWAII DEPARTMENT OF TRANSPORTATION HARBORS				
JOB TITLE <b>KAHULUI HARBORS, PIER 1 - 2,            REFURBISH COMFORT STATIONS,            MAUI, HAWAII</b>				
SHEET TITLE <b>PIER 1 - MAKAI COMFORT STATION ELECTRICAL PLAN &amp; ONE-LINE DIAGRAM</b>				
DESIGNED BY:	JC	JOB NUMBER		SHEET
DRAWN BY:	OL	S30246		<b>E103</b>
CHECKED BY:	MA			
DATE:	MARCH 2026	JOB NUMBER		18 OF 19 SHEETS
SCALE:	AS SHOWN	S30246		



REMOVE EXISTING LUMINAIRE AND REPLACE WITH NEW LUMINAIRE AT SAME LOCATION, RECONNECT EXISTING CONDUCTORS TO NEW LUMINAIRE, TYPICAL


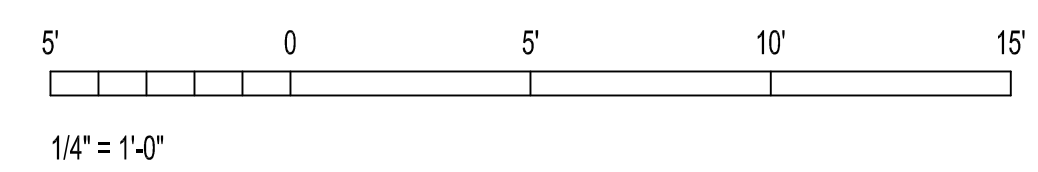
EXISTING PANEL "P", 208/120V, 3Ø, 4W

REMOVE FLUSH-MOUNTED LIGHT SWITCH, PROVIDE NEW LIGHT SWITCH AND STAINLESS STEEL COVER PLATE AT SAME LOCATION, TYPICAL



**3** PIER 2 - YOUNG BROTHERS COMFORT STATION ELECTRICAL PLAN  
**E201** SCALE: 1/4" = 1'-0"

**GRAPHIC SCALE**



THIS WORK WAS PREPARED BY ME OR UNDER MY SUPERVISION EXP 4-30-28

*Michele N. Adolph*  
 COFFMAN ENGINEERS

REV	DATE	DESCRIPTION	BY	APPROVED
STATE OF HAWAII DEPARTMENT OF TRANSPORTATION HARBORS				
JOB TITLE KAHULUI HARBORS, PIER 1 - 2, REFURBISH COMFORT STATIONS, MAUI, HAWAII				
SHEET TITLE PIER 2 YOUNG BROTHERS COMFORT STATION ELECTRICAL PLAN				
DESIGNED BY:	JC			<b>E201</b>
DRAWN BY:	OL			
CHECKED BY:	MA			
DATE:	MARCH 2026			
SCALE:	AS SHOWN	JOB NUMBER	<b>S30246</b>	
				19 OF 19 SHEETS